

TANOI



MASCHI 2010

INDICE**PAGINE**

TANOI COMPANY	4
NOVITÀ PRODOTTI	
IT-Taflet	9
SL-Taflet	15
MLT-Taflet	19
PRODOTTI	
Categorie prodotti	25
Maschi a macchina	29
- M	31
- MF	46
- UNC	49
- UNF	50
- G	51
- NPT	53
- PG	53
Maschi a rullare	55
- M	57
- MF	57
- G	59
Maschi a mano	
- M	63
- MF	64
- UNC	65
- UNF	65
- G	64
GUIDA TECNICA	
Icone	309
Tabelle di foratura	317
Indice dei codici a catalogo	329
Tabella delle velocità di taglio	333
Informazioni tecniche	339



Ufficio centrale di
Tokyo



Impianto di produzione di Saitama



Impianto di produzione di Miyagi

TANOI Manufacturing Company è stata fondata nel 1923 da Jyonosuke Tanoi per soddisfare la crescente richiesta di utensili di precisione per filettatura in Giappone.

La prima sede fu realizzata a Tokio ma nel 1945 l'impianto produttivo fu trasferito a Saitama, per aumentare la capacità di produzione.

Nel 1987 è stato aperto il nuovo impianto di Miyagi per raddoppiare la produttività complessiva della società. Durante tutta la sua storia TANOI ha dedicato i suoi sforzi allo sviluppo di maschi e filiere di estrema precisione. Mantenendo sempre come obiettivo quello di migliorare la produttività dei suoi clienti più esigenti, TANOI ha sviluppato una serie di prodotti unici come i maschi T-Spiral con tecnologia DAT (1990), maschi a rullare SL-TF per realizzare filetti a tenuta stagna (1998) e maschi MLT multifunzionali per elevate prestazioni (2003). Tutti questi prodotti sono brevettati in Giappone, Stati Uniti ed Europa.

Oggi TANOI è più che mai dedicata a migliorare la produttività dei suoi clienti, sviluppando costantemente nuovi prodotti e migliorando quelli esistenti per rendere l'operazione di filettatura più efficiente.


Ci auguriamo un futuro brillante e di successo insieme ai nostri clienti.



Impianto di produzione di Tokyo,
1923





Maschi MLT




IT-TAFLET





SL-TAFLET



NOVITÀ





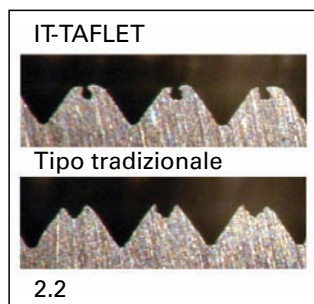
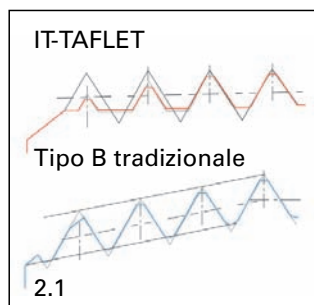
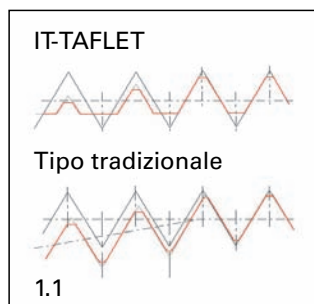
VANTAGGI IT-TAFLET

Caratteristiche tecniche

- I maschi a rullare IT-Taflet hanno un'unica sezione di imbocco con profilo di filettatura ridotto. (1.1)
- Diversamente dai maschi a rullare tradizionali, il passo tra i filetti è costante. Tutti i filetti hanno un profilo simmetrico. Queste caratteristiche eliminano le forze assiali sul materiale da lavorare (2.1).
- La radice del filetto è progettata per creare una cresta arrotondata sul filetto formato (2.2)

Vantaggi in produzione

- La vita dell'utensile è ampiamente aumentata a causa dello sforzo di torsione ridotto.
- Le bave all'ingresso e all'uscita dei fori sono quasi completamente evitate a causa delle forze assiali ampiamente ridotte.
- I maschi IT-Taflet sono disponibili a catalogo anche per filettature molto piccole fino a S0.5, per applicazioni particolari, grazie allo sforzo di torsione molto basso.



I maschi IT-Taps sono brevettati:

Brevetto giapponese numero: 3457248

Brevetto americano numero: 6386954

Brevetto europeo numero: 0953396



Acciaio
INOX

Acciaio
500-800
N/mm²

Acciaio
≤ 500
N/mm²

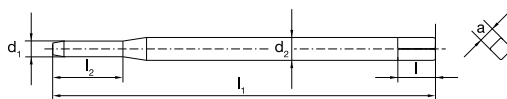
M



C
HSSE
V3



6.153.329-IT

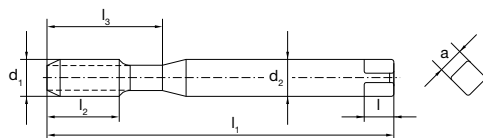


5HX



d ₁	P	l ₁	l ₂	l ₃	d ₂	l	a	R / F	Codice	€
M1	0.25	40	5	7	2.8	5	2.1	4 / -	795.030	62,70
M1.1	0.25	40	5	7	2.8	5	2.1	4 / -	795.035	63,90
M1.2	0.25	40	5	7	2.8	5	2.1	4 / -	795.040	63,90
M1.4	0.30	40	7	9	2.8	5	2.1	4 / -	795.045	53,60
M1.6	0.35	40	8	9.5	2.8	5	2.1	4 / -	795.050	51,90
M1.8	0.35	40	8	10.5	2.8	5	2.1	4 / -	795.060	51,90

6.153.329-IT



6HX



M2	0.40	45	8	10	2.8	5	2.1	4 / -	795.065	44,60
M2.2	0.45	45	9	11	2.8	5	2.1	4 / -	795.070	44,60
M2.5	0.45	50	9	12.5	2.8	5	2.1	4 / -	795.080	38,85
M3	0.50	56	11	18	3.5	6	2.7	5 / 1	795.090	33,75
M3.5	0.60	56	12	20	4.0	6	3.0	5 / 1	795.095	35,45
M4	0.70	63	13	21	4.5	6	3.4	5 / 1	795.100	35,20
M5	0.80	70	16	25	6.0	8	4.9	5 / 1	795.110	37,15
M6	1.00	80	19	30	6.0	8	4.9	5 / 1	795.115	38,60
M8	1.25	90	22	35	8.0	9	6.2	6 / 3	795.125	45,10
M10	1.50	100	24	39	10.0	11	8.0	8 / 4	795.135	63,60



Acciaio
INOX

Acciaio
500-800
N/mm²

Acciaio
≤ 500
N/mm²

M

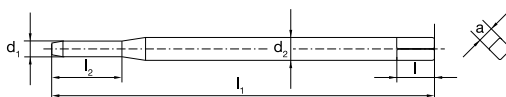


S
MINI

C
HSSE
V3



6.153.329-IT



4HX



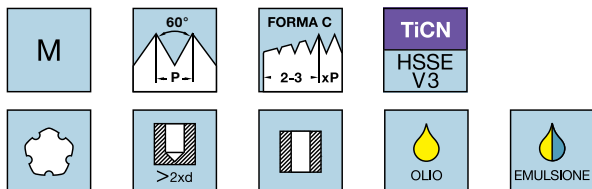
d ₁	P	l ₁	l ₂	l ₃	d ₂	l	a	R / F	Codice	€
S0.5	0.125	50	2.0	7.0	2.8	5	2.1	4 / -	795.005	102,00
S0.6	0.150	50	2.5	7.5	2.8	5	2.1	4 / -	795.010	90,80
S0.7	0.175	50	2.5	7.5	2.8	5	2.1	4 / -	795.015	89,10
S0.8	0.200	50	3.0	8.0	2.8	5	2.1	4 / -	795.020	85,70
S0.9	0.225	50	3.0	8.0	2.8	5	2.1	4 / -	795.025	84,00

Misure disponibili

- IT-Taflets sono anche disponibili dalla misura S0.5. Vengono usati per realizzare filettature per viti di miniatura negli orologi, strumenti ottici, strumenti di misura e prodotti simili che richiedono filetti di misura molto piccola e della più alta precisione.
- L'applicazione di IT-Taflets molto piccoli richiede una velocità di rotazione di 3000 giri/min. Sia l'esecuzione con rivestimento TC che quella con rivestimento C sono adatte a queste velocità e dovrebbero essere scelte secondo il materiale da lavorare.
- Per filettare a velocità sotto i 1000 giri/min - come può essere richiesto sulle macchine automatiche - TANOI offre uno speciale trattamento di vaporizzazione (OX).



ALU	ALU Si >10%
ALU Si >10%	CU
Acciaio 500-800 N/mm ²	Acciaio ≤ 500 N/mm ²



3.153.323-IT

5HX

d ₁	P	l ₁	l ₂	l ₃	d ₂	l	a	R / F	Codice	€
M1	0.25	40	5	7	2.8	5	2.1	4 / -	796.030	62,70
M1.1	0.25	40	5	7	2.8	5	2.1	4 / -	796.035	63,90
M1.2	0.25	40	5	7	2.8	5	2.1	4 / -	796.040	63,90
M1.4	0.30	40	7	9	2.8	5	2.1	4 / -	796.045	53,60
M1.6	0.35	40	8	9.5	2.8	5	2.1	4 / -	796.050	51,90
M1.8	0.35	40	8	10.5	2.8	5	2.1	4 / -	796.060	51,90

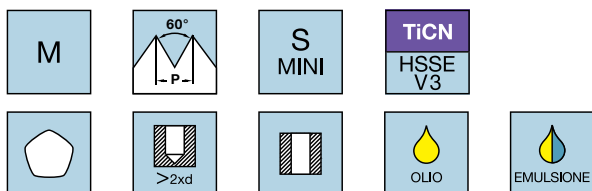
3.153.323-IT

6HX

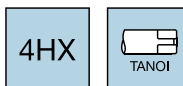
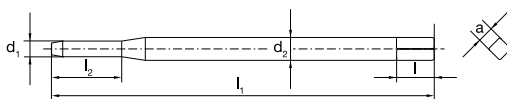
M2	0.40	45	8	10	2.8	5	2.1	4 / -	796.065	44,60
M2.2	0.45	45	9	11	2.8	5	2.1	4 / -	796.070	44,60
M2.5	0.45	50	9	12.5	2.8	5	2.1	4 / -	796.080	38,85
M3	0.50	56	11	18	3.5	6	2.7	5 / 1	796.090	33,75
M3.5	0.60	56	12	20	4.0	6	3.0	5 / 1	796.095	35,45
M4	0.70	63	13	21	4.5	6	3.4	5 / 1	796.100	35,20
M5	0.80	70	16	25	6.0	8	4.9	5 / 1	796.110	37,15
M6	1.00	80	19	30	6.0	8	4.9	5 / 1	796.115	38,60
M8	1.25	90	22	35	8.0	9	6.2	6 / 3	796.125	45,10
M10	1.50	100	24	39	10.0	11	8.0	8 / 4	796.135	63,60



ALU	ALU Si >10%
ALU Si >10%	CU
Acciaio 500-800 N/mm ²	Acciaio ≤ 500 N/mm ²




3.153.323-IT



d ₁	P	l ₁	l ₂	l ₃	d ₂	l	a	R / F	Codice	€
S0.5	0.125	50	2.0	7.0	2.8	5	2.1	4 / -	796.005	102,00
S0.6	0.150	50	2.5	7.5	2.8	5	2.1	4 / -	796.010	90,80
S0.7	0.175	50	2.5	7.5	2.8	5	2.1	4 / -	796.015	89,10
S0.8	0.200	50	3.0	8.0	2.8	5	2.1	4 / -	796.020	85,70
S0.9	0.225	50	3.0	8.0	2.8	5	2.1	4 / -	796.025	84,00

Misura	Passo	Diametro del preforo (mm)			
		4H5		4H6	
		Min.	Max.	Min.	Max.
S0.5	0.125	0.437	0.455	0.437	0.466
S0.6	0.150	0.525	0.549	0.525	0.559
S0.7	0.175	0.612	0.640	0.612	0.650
S0.8	0.200	0.699	0.729	0.699	0.740
S0.9	0.225	0.787	0.819	0.787	0.829



Caratteristiche tecniche

- I maschi a rullare SL-Taflet realizzano una filettatura uniforme rimuovendo la tipica cresta di rullatura.
- Dopo aver realizzato i filetti (1.1/1.2), l'alesatore laterale degli SL-Taflet rimuove le creste dei filetti realizzati (2.1/2.2)
- A differenza dei maschi a rullare tradizionali, lo sforzo di torsione è ridotto circa del 20%.

Vantaggi in produzione

- Rimuovendo le creste sul filetto viene creata una cresta levigata.
- Il diametro del filetto interno è costante essendo seguito dall'alesatore laterale. Il processo inoltre acquisisce una migliorata concentricità del foro e della filettatura.
- Poichè le creste vengono rimosse, rivestimenti o altri fluidi non possono rimanere tra le stesse, evitando quindi ruggine o qualsiasi altro problema.
- Nessun truciolo o frammento delle creste rimane nel filetto, rendendolo sicuro per le applicazioni in campo idraulico o medico.


I maschi SL-Taps sono brevettati:

Brevetto giapponese numero: 2880122

Brevetto americano numero: 5797710


Brevetto europeo numero: 0767024

Maschi a rullare tradizionali




1.1

Maschi a rullare tradizionali




1.2

SL-TAFLET



2.1

SL-TAFLET



2.2

Applicazioni

- Gli SL-Taflets richiedono un'accurata attenzione nella scelta del diametro di preforo. Essi lavorano in modo ottimale lasciando sufficiente materiale da asportare sulla cresta del filetto.
- Di conseguenza il diametro del preforo deve essere scelto impegnando almeno il 95% del diametro di filettatura. Questo garantisce una rimozione totale delle creste grazie all'alesatore laterale. Per favore, fare riferimento alla tabella 3.1 per scegliere il diametro del preforo appropriato.
- E' possibile scegliere un impegno di filettatura minore del 95%. In questo caso alcune creste potrebbero rimanere incomplete perché inferiori al diametro interno della filettatura richiesta. In ogni caso, scegliere un basso impegno di filettatura riduce la torsione del maschio e aumenta la vita dell'utensile.
- Scegliere un impegno di filettatura al di sopra del 95% aumenta lo sforzo di torsione e crea dei filetti più compatti, rendendo più forte la filettatura prodotta.

Misura	Passo	Diametro del preforo [mm] su % dell'impegno di filettatura			
		105%	100%	95%	90%
M4	0.70	3.58	3.60	3.62	3.64
M5	0.80	4.52	4.55	4.57	4.59
M6	1.00	5.40	5.43	5.46	5.49
M8	1.25	7.26	7.29	7.33	7.36
M10	1.50	9.11	9.15	9.19	9.23

Tabella 3.1



ALU	ALU Si >10%
ALU Si >10%	CU

M	60° -P-	FORMA C -2-3 -XP	TiCN HSSE V3	
	>2xd icon"/>			

1.153.323-SL

5HX	
-----	--


d ₁	P	l ₁	l ₂	l ₃	d ₂	l	a	R / F	Codice	€
M2	0.40	45	8	10	2.8	5	2.1	3 / 4	810.065	76,90
M2.2	0.45	45	9	11	2.8	5	2.1	3 / 4	810.070	76,90
M2.5	0.45	50	9	12.5	2.8	5	2.1	3 / 4	810.080	73,90
M2.6	0.45	50	9	12.5	2.8	5	2.1	3 / 4	810.085	72,40

1.153.323-SL

6HX	
-----	--



M3	0.50	56	11	18	3.5	6	2.7	3 / 4	810.090	72,40
M3.5	0.60	56	12	20	4.0	6	3.0	3 / 4	810.095	75,40
M4	0.70	63	13	21	4.5	6	3.4	3 / 4	810.100	78,90
M5	0.80	70	16	25	6.0	8	4.9	3 / 4	810.110	97,20
M6	1.00	80	19	30	6.0	8	4.9	3 / 4	810.115	100,50
M8	1.25	90	22	35	8.0	9	6.2	5 / 6	810.125	104,50
M10	1.50	100	24	39	10.0	11	8.0	5 / 6	810.135	149,00

- I maschi SL-Taflets sono disponibili standard da M2 a M10. A richiesta fino a M20. L'alesatore laterale può essere realizzato per ottenere diametri minori speciali.

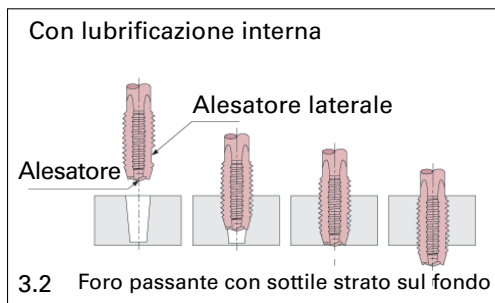
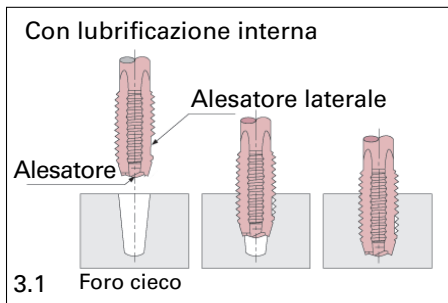


Caratteristiche tecniche

- I maschi MLT sono progettati per lavorare particolari in ghisa come gli alloggiamenti dei motori o dei carburatori.
- Essi combinano tre funzioni in una singola operazione (1.1/1.2):
 1. Trasformano il foro di fusione in un preforo cilindrico adeguato.
 2. Filettano.
 3. Rifilano la cresta del filetto per raggiungere il diametro desiderato.
- Per ottenere questo, la sezione tagliente del maschio MLT è stata combinata con una punta forante e alesante e un alesatore laterale (2.1).
- I maschi MLT possono essere usati per fori ciechi e per fori passanti. Nei fori passanti con fondo sottile, i fondi vengono rimossi dai maschi MLT creando un'uscita del foro pulita e senza bava.
- Dalla misura M6 i maschi MLT sono progettati con lubrificazione interna.



I maschi MLT-Taps sono brevettati:
 Brevetto giapponese numero: 3457178
 Brevetto americano numero: 6499920
 Brevetto europeo numero: 0953396





ALU	ALU Si >10%
ALU Si >10%	CU
Acciaio 500-800 N/mm ²	Acciaio ≤ 500 N/mm ²

M	60° -P-	FORMA C - 2-3 -xP	0°	TiCN HSSE V3	
			Fondo sottile	OLIO	EMULSIONE

<p>1.113.923 MLT</p>										6HX	DIN 371
d ₁	P	l ₁	l ₂	l ₃	d ₂	l	a	z	Codice	€	
M4	0.70	63	13	21	4.5	6	3.4	3	951.095	126,00	
M5	0.80	70	16	25	6.0	8	4.9	3	951.120	105,50	
* M6	1.00	80	19	30	6.0	8	4.9	3	951.130	116,00	
<p>1.113.923 MLT</p>										6HX	DIN 376
* M8	1.25	90	22	35	8.0	9	6.2	4	951.155	128,00	
* M10	1.50	100	24	39	10.0	11	8.0	4	951.185	144,00	

* Dalla misura M6 i maschi MLT sono progettati con lubrificazione interna.



ALU	ALU Si >10%
ALU Si >10%	CU
Acciaio 500-800 N/mm ²	Acciaio ≤ 500 N/mm ²

M	60° -P-	FORMA C -2-3 -xP	15°	TiCN HSSE V3	
			Fondo sottile	OLIO	EMULSIONE

1.114.923 MLT

6HX

DIN 371

d ₁	P	l ₁	l ₂	l ₃	d ₂	l	a	z	Codice	€
M4	0.70	63	13	21	4.5	6	3.4	3	953.095	111,50
M5	0.80	70	16	25	6.0	8	4.9	3	953.120	123,00
* M6	1.00	80	19	30	6.0	8	4.9	3	953.130	137,00

1.114.923 MLT

6HX

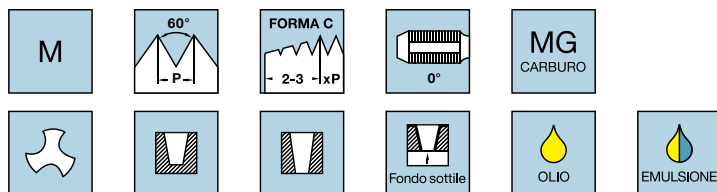
DIN 376

* M8	1.25	90	22	35	8.0	9	6.2	4	953.155	151,00
* M10	1.50	100	24	39	10.0	11	8.0	4	953.185	169,00

* Dalla misura M6 i maschi MLT sono progettati con lubrificazione interna.



ALU	ALU Si >10%
ALU Si >10%	CU
Acciaio 500-800 N/mm ²	Acciaio ≤ 500 N/mm ²



<p>1.113.980 MLT</p>										6HX	DIN 371
d ₁	P	l ₁	l ₂	l ₃	d ₂	l	a	z	Codice	€	
M4	0.70	63	13	21	4.5	6	3.4	3	952.095	333,00	
M5	0.80	70	16	25	6.0	8	4.9	3	952.120	351,00	
* M6	1.00	80	19	30	6.0	8	4.9	3	952.130	375,00	
<p>1.113.980 MLT</p>										6HX	DIN 376
* M8	1.25	90	22	35	8.0	9	6.2	4	952.155	477,00	
* M10	1.50	100	24	39	10.0	11	8.0	4	952.185	681,00	

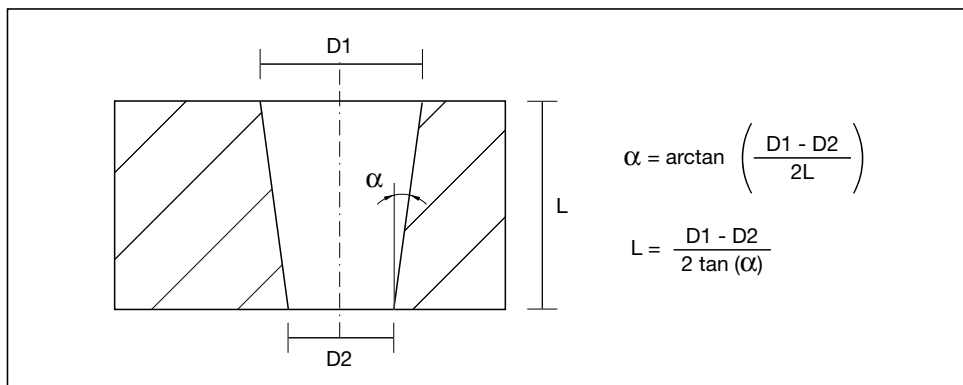
* Dalla misura M6 i maschi MLT sono progettati con lubrificazione interna.



Vantaggi in produzione


- Le operazioni di foratura, smusso, maschiatura e rimozione bave sono combinate in un solo utensile. Questo riduce i tempi di produzione, il costo degli utensili e in generale i costi di produzione.
- La combinazione tra maschio e punta/alesatore crea le migliori condizioni di taglio per il processo di maschiatura eliminando la conicità del preforo dovuta allo stampo di fusione.
- Poiché il preforo è creato in un'unica operazione insieme alla maschiatura, le anomalie di fusione dei fori stampati vengono automaticamente corrette.
- L'alesatore laterale riduce le creste del filetto portandole al diametro interno richiesto. Questo garantisce la concentricità perfetta del foro e del filetto.


Applicazioni

- Tutti i maschi MLT possono essere usati su macchine controllate Synchro.
- Sono consigliati mandrini rigidi senza compensazione.
- Dato che i maschi MLT generano più truciolo dei maschi tradizionali, la lubrificazione interna è consigliata. Dalla misura M6 tutti i maschi MLT presentano una lubrificazione interna centrale attraverso il gambo. Per misure più piccole il "Side-Through-System" TANOI è fortemente raccomandato per il raffreddamento.
- Il diametro del foro d'ingresso (D1) dovrebbe essere circa uguale al normale preforo di maschiatura. Per esempio, in presenza di maschiatura M6 (passo 1mm) il valore dovrebbe essere all'incirca 5mm.
- Al fine di calcolare il valore minimo del preforo (D2), si utilizza una costante $K=0,6$ che deve essere moltiplicata per il valore nominale del filetto.
Per esempio in presenza di maschiatura M6, la formula sarebbe la seguente:
 $D2=0,6 \times 6\text{mm}=3,6\text{mm}$
- Grazie a questi due valori è possibile calcolare l'inclinazione di α , come descritto nella figura qui di seguito.





CATEGORIE PRODOTTI



Maschi a macchina

Maschi per filettatura metrica	Pagine
- Per ghisa	31
- Per alluminio	32
- Per acciaio debolmente legato < 500 N/mm ²	33
- Per acciaio < 800 N/mm ²	34
- Per acciaio < 1300 N/mm ²	38
- Per acciaio inossidabile < 1200 N/mm ²	39
- Per acciaio temprato < 62 HRC	43
- Per titanio e leghe di nickel	44
- Per uso generico	45

Maschi per filettatura metrica fine	
- Per ghisa	46
- Per acciaio < 800 N/mm ²	47
- Per acciaio temprato < 62 HRC	47
- Per acciaio inossidabile < 1200 N/mm ²	48
- Per uso generico	48

Maschi UNC	
- Per acciaio < 800 N/mm ²	49
- Per acciaio inossidabile < 1200 N/mm ²	49

Maschi UNF	
- Per acciaio < 800 N/mm ²	50
- Per acciaio inossidabile < 1200 N/mm ²	50

Maschi Gas	
- Per ghisa	51
- Per acciaio temprato < 62 HRC	51
- Per acciaio < 800 N/mm ²	52
- Per acciaio inossidabile < 1200 N/mm ²	52

Maschi NPT/PG	
- Per acciaio < 800 N/mm ²	53



Maschi a macchina a rullare

Maschi per filettatura metrica / metrica fine	
- Per alluminio, rame, acciaio < 800 N/mm ² , Per acciaio inossidabile < 1200 N/mm ²	57

Maschi Gas	
- Per alluminio, rame, acciaio < 800 N/mm ² , Per acciaio inossidabile < 1200 N/mm ²	59


Maschi a mano

- M Per uso generico	63
- M Per acciaio inossidabile < 1200 N/mm ²	63
- MF Per uso generico	64
- G Per uso generico	64
- UNC Per uso generico	65
- UNF Per uso generico	65







































MASCHI A MACCHINA































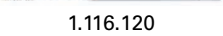




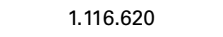



Per Ghisa

M

Foro	Figura / Codice	DIN	Imbocco	Angolo d'elica	Tol.	Rivest.	Pagina
 ≤2xd	 0.113.126	 DIN 371	 FORMA C - 2-3 -xP	 0°	6HX	 Ni OX HSSE V3	72
 ≤2xd	 0.113.626	 DIN 376	 FORMA C - 2-3 -xP	 0°	6HX	 Ni OX HSSE V3	73
 ≤2xd	 0.113.122	 DIN 371	 FORMA C - 2-3 -xP	 0°	6HX	 TiN HSSE V3	68
 ≤2xd	 0.113.622	 DIN 376	 FORMA C - 2-3 -xP	 0°	6HX	 TiN HSSE V3	69
 ≤2xd	 0.113.123	 DIN 371	 FORMA C - 2-3 -xP	 0°	6HX	 TiCN HSSE V3	70
 ≤2xd	 0.113.623	 DIN 376	 FORMA C - 2-3 -xP	 0°	6HX	 TiCN HSSE V3	71





























































Per Alluminio

M

Foro	Figura / Codice	DIN	Imbocco	Angolo d'elica	Tol.	Rivest.	Pagina
	 1.113.923-MLT		FORMA C  - 2-3 -1xP	 0°	6HX	TiCN HSSE V3	20
	 1.113.980-MLT		FORMA C  - 2-3 -1xP	 0°	6HX	MG CARBURO	22
	 1.114.923-MLT		FORMA C  - 2-3 -1xP	 15°	6HX	TiCN HSSE V3	21
	 1.112.120		FORMA B  -3.5-5-1xP	 0°/B	ISO2 (6H)	HSSE V3	78
	 1.112.620		FORMA B  -3.5-5-1xP	 0°/B	ISO2 (6H)	HSSE V3	79
	 1.116.120		FORMA C  - 2-3 -1xP	 45°	ISO2 (6H)	HSSE V3	80
	 1.116.620		FORMA C  - 2-3 -1xP	 45°	ISO2 (6H)	HSSE V3	81

Per Acciaio < 800 N/mm²

M

Foro	Figura / Codice	DIN	Imbocco	Angolo d'elica	Tol.	Rivest.	Pagina
	 3.112.126-WF	 DIN 371	 FORMA B -3.5-5-1xP	 0°/B	ISO 2 (6H)	Ni OX HSSE V3	102
	 3.112.626-WF	 DIN 376	 FORMA B -3.5-5-1xP	 0°/B	ISO 2 (6H)	Ni OX HSSE V3	103
	 3.112.126	 DIN 371	 FORMA B -3.5-5-1xP	 0°/B	ISO 2 (6H)	Ni OX HSSE V3	100
	 3.112.220	 DIN 352	 FORMA B -3.5-5-1xP	 0°/B	ISO 2 (6H)	HSSE V3	91
	 3.112.120	 DIN 371	 FORMA B -3.5-5-1xP	 0°/B	ISO 2 (6H)	HSSE V3	92
	 3.112.620	 DIN 376	 FORMA B -3.5-5-1xP	 0°/B	ISO 2 (6H)	HSSE V3	93
	 3.112.120-LH	 DIN 371	 FORMA B -3.5-5-1xP	 0°/B	ISO 2 (6H)	HSSE V3	96
	 3.112.620-LH	 DIN 376	 FORMA B -3.5-5-1xP	 0°/B	ISO 2 (6H)	HSSE V3	97
	 3.112.920-LS	 TANOI LS	 FORMA B -3.5-5-1xP	 0°/B	ISO 2 (6H)	HSSE V3	95
	 3.112.122	 DIN 371	 FORMA B -3.5-5-1xP	 0°/B	ISO 2 (6H)	TiN HSSE V3	98
	 3.112.622	 DIN 376	 FORMA B -3.5-5-1xP	 0°/B	ISO 2 (6H)	TiN HSSE V3	99
	 3.122.120	 DIN 371	 FORMA B -3.5-5-1xP	 0°/B	ISO 3 (6G)	HSSE V3	122






















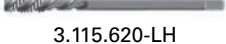

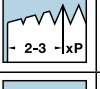


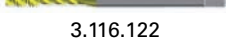

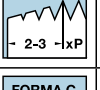


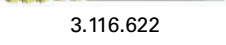

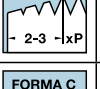




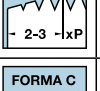


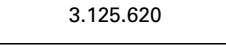

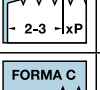


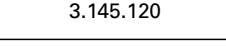

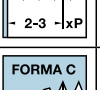




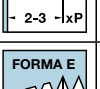


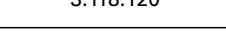

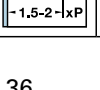

Per Acciaio < 800 N/mm²

M

Foro	Figura / Codice	DIN	Imbocco	Angolo d'elica	Tol.	Rivest.	Pagina
	 3.122.620	 DIN 376	FORMA B -3,5-5-1xP	 0°/B	ISO2 (6H)	HSSE V3	123
	 3.142.120	 DIN 371	FORMA B -3,5-5-1xP	 0°/B	7G	HSSE V3	126
	 3.142.620	 DIN 376	FORMA B -3,5-5-1xP	 0°/B	7G	HSSE V3	127
	 3.117.120-LSP	 DIN 371	FORMA D -3,5-5-1xP	 15°	ISO2 (6H)	HSSE V3	118
	 3.117.620-LSP	 DIN 376	FORMA D -3,5-5-1xP	 15°	ISO2 (6H)	HSSE V3	119
 ≤2xd	 3.114.220	 DIN 352	FORMA C -2-3-1xP	 15°	ISO2 (6H)	HSSE V3	104
 ≤2xd	 3.113.120	 DIN 371	FORMA C -2-3-1xP	 0°	ISO2 (6H)	HSSE V3	88
 ≤2xd	 3.113.620	 DIN 376	FORMA C -2-3-1xP	 0°	ISO2 (6H)	HSSE V3	89
 ≤2xd	 3.114.120	 DIN 371	FORMA C -2-3-1xP	 15°	ISO2 (6H)	HSSE V3	106
 ≤2xd	 3.114.620	 DIN 376	FORMA C -2-3-1xP	 15°	ISO2 (6H)	HSSE V3	107
 ≤2xd	 3.114.920-LS	 TANOI LS	FORMA C -2-3-1xP	 15°	ISO2 (6H)	HSSE V3	108
 >2xd	 3.115.220	 DIN 352	FORMA C -2-3-1xP	 40°	ISO2 (6H)	HSSE V3	109






















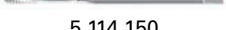




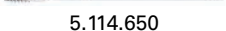













Per Acciaio < 800 N/mm²

M

Foro	Figura / Codice	DIN	Imbocco	Angolo d'elica	Tol.	Rivest.	Pagina
	 3.115.120	 DIN 371	FORMA C  - 2-3 -1xP	 40°	ISO 2 (6H)	HSSE V3	110
	 3.115.620	 DIN 376	FORMA C  - 2-3 -1xP	 40°	ISO 2 (6H)	HSSE V3	111
	 3.115.920-LS	 TANOI LS	FORMA C  - 2-3 -1xP	 40°	ISO 2 (6H)	HSSE V3	112
	 3.115.120-LH	 DIN 371	FORMA C  - 2-3 -1xP	 40°	ISO 2 (6H)	HSSE V3	114
	 3.115.620-LH	 DIN 376	FORMA C  - 2-3 -1xP	 40°	ISO 2 (6H)	HSSE V3	115
	 3.116.122	 DIN 371	FORMA C  - 2-3 -1xP	 45°	ISO 2 (6H)	TiN HSSE V3	116
	 3.116.622	 DIN 376	FORMA C  - 2-3 -1xP	 45°	ISO 2 (6H)	TiN HSSE V3	117
	 3.125.120	 DIN 371	FORMA C  - 2-3 -1xP	 40°	ISO 3 (6G)	HSSE V3	124
	 3.125.620	 DIN 376	FORMA C  - 2-3 -1xP	 40°	ISO 3 (6G)	HSSE V3	125
	 3.145.120	 DIN 371	FORMA C  - 2-3 -1xP	 40°	7G	HSSE V3	128
	 3.145.620	 DIN 376	FORMA C  - 2-3 -1xP	 40°	7G	HSSE V3	129
	 3.118.120	 DIN 371	FORMA E  -1.5-2 -1xP	 40°	ISO 2 (6H)	HSSE V3	120





























































Per Acciaio < 1300 N/mm²

M

Foro	Figura / Codice	DIN	Imbocco	Angolo d'elica	Tol.	Rivest.	Pagina
	 5.112.150	 DIN 371	FORMA B  -3.5-5-1xP	 0°B	ISO2 (6H)	PM 38	160
	 5.112.650	 DIN 376	FORMA B  -3.5-5-1xP	 0°B	ISO2 (6H)	PM 38	161
	 5.112.153	 DIN 371	FORMA B  -3.5-5-1xP	 0°B	ISO2 (6H)	TiCN PM 38	162
	 5.112.653	 DIN 376	FORMA B  -3.5-5-1xP	 0°B	ISO2 (6H)	TiCN PM 38	163
 ≤2xd	 5.114.150	 DIN 371	FORMA C  -2-3-1xP	 15°	6HX	PM 38	164
 ≤2xd	 5.114.650	 DIN 376	FORMA C  -2-3-1xP	 15°	ISO2 (6H)	PM 38	165
 ≤2xd	 5.114.153	 DIN 371	FORMA C  -2-3-1xP	 15°	ISO2 (6H)	TiCN PM 38	166
 ≤2xd	 5.114.653	 DIN 376	FORMA C  -2-3-1xP	 15°	ISO2 (6H)	TiCN PM 38	167

























































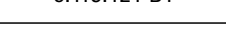



Per Acciaio inossidabile < 1200 N/mm²

M

Foro	Figura / Codice	DIN	Imbocco	Angolo d'elica	Tol.	Rivest.	Pagina
	 6.112.120-AT	 DIN 371	 FORMA B -3,5-5-1xP	 0°/B	ISO 2 (6H)	HSSE V3	170
	 6.112.620-AT	 DIN 376	 FORMA B -3,5-5-1xP	 0°/B	ISO 2 (6H)	HSSE V3	171
	 6.112.121	 DIN 371	 FORMA B -3,5-5-1xP	 0°/B	ISO 2 (6H)	OX HSSE V3	172
	 6.112.621	 DIN 376	 FORMA B -3,5-5-1xP	 0°/B	ISO 2 (6H)	OX HSSE V3	173
	 6.112.122	 DIN 371	 FORMA B -3,5-5-1xP	 0°/B	ISO 2 (6H)	TiN HSSE V3	174
	 6.112.622	 DIN 371	 FORMA B -3,5-5-1xP	 0°/B	ISO 2 (6H)	TiN HSSE V3	175
	 6.112.123	 DIN 371	 FORMA B -3,5-5-1xP	 0°/B	ISO 2 (6H)	TiCN HSSE V3	176
	 6.112.623	 DIN 376	 FORMA B -3,5-5-1xP	 0°/B	ISO 2 (6H)	TiCN HSSE V3	177
	 6.112.153	 DIN 371	 FORMA B -3,5-5-1xP	 0°/B	ISO 2 (6H)	TiCN PM 38	178
	 6.112.653	 DIN 376	 FORMA B -3,5-5-1xP	 0°/B	ISO 2 (6H)	TiCN PM 38	179
	 6.122.121	 DIN 371	 FORMA B -3,5-5-1xP	 0°/B	ISO 3 (6G)	OX HSSE V3	202
	 6.122.621	 DIN 376	 FORMA B -3,5-5-1xP	 0°/B	ISO 3 (6G)	OX HSSE V3	203






















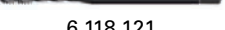














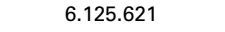









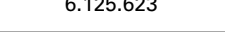




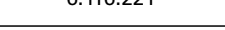



Per Acciaio inossidabile < 1200 N/mm²

M

Foro	Figura / Codice	DIN	Imbocco	Angolo d'elica	Tol.	Rivest.	Pagina
	 6.122.123		FORMA B  -3,5-5 -1xP		ISO 3 (6G)	TiCN HSSE V3	204
	 6.122.623		FORMA B  -3,5-5 -1xP		ISO 3 (6G)	TiCN HSSE V3	205
	 6.113.121		FORMA C  - 2-3 -1xP		ISO 2 (6H)	OX HSSE V3	168
	 6.113.621		FORMA C  - 2-3 -1xP		ISO 2 (6H)	OX HSSE V3	169
	 6.114.121		FORMA C  - 2-3 -1xP		ISO 2 (6H)	OX HSSE V3	180
	 6.114.621		FORMA C  - 2-3 -1xP		ISO 2 (6H)	OX HSSE V3	181
	 6.115.120-AT		FORMA C  - 2-3 -1xP		ISO 2 (6H)	HSSE V3	182
	 6.115.620-AT		FORMA C  - 2-3 -1xP		ISO 2 (6H)	HSSE V3	183
	 6.115.121		FORMA C  - 2-3 -1xP		ISO 2 (6H)	OX HSSE V3	184
	 6.115.621		FORMA C  - 2-3 -1xP		ISO 2 (6H)	OX HSSE V3	186
	 6.115.121-BT		FORMA C  - 2-3 -1xP		ISO 2 (6H)	OX HSSE V3	185
	 6.115.621-BT		FORMA C  - 2-3 -1xP		ISO 2 (6H)	OX HSSE V3	187































Per Acciaio inossidabile < 1200 N/mm²

M

Foro	Figura / Codice	DIN	Imbocco	Angolo d'elica	Tol.	Rivest.	Pagina
 >2xd	 6.115.122	 DIN 371	 FORMA C - 2-3 -1xP	 40°	ISO 2 (6H)	TiN HSSE V3	188
 >2xd	 6.115.622	 DIN 376	 FORMA C - 2-3 -1xP	 40°	ISO 2 (6H)	TiN HSSE V3	189
 >2xd	 6.115.123	 DIN 371	 FORMA C - 2-3 -1xP	 40°	ISO 2 (6H)	TiCN HSSE V3	190
 >2xd	 6.115.623	 DIN 376	 FORMA C - 2-3 -1xP	 40°	ISO 2 (6H)	TiCN HSSE V3	191
 >2xd	 6.118.121	 DIN 371	 FORMA E -1.5-2-1xP	 40°	ISO 2 (6H)	OX HSSE V3	200
 >2xd	 6.118.621	 DIN 376	 FORMA E -1.5-2-1xP	 40°	ISO 2 (6H)	OX HSSE V3	201
 >2xd	 6.125.121	 DIN 371	 FORMA C - 2-3 -1xP	 40°	ISO 3 (6G)	OX HSSE V3	206
 >2xd	 6.125.621	 DIN 376	 FORMA C - 2-3 -1xP	 40°	ISO 3 (6G)	OX HSSE V3	207
 >2xd	 6.125.123	 DIN 371	 FORMA C - 2-3 -1xP	 40°	ISO 3 (6G)	TiCN HSSE V3	208
 >2xd	 6.125.623	 DIN 376	 FORMA C - 2-3 -1xP	 40°	ISO 3 (6G)	TiCN HSSE V3	209
 >2xd	 6.116.221	 DIN 352	 FORMA C - 2-3 -1xP	 45°	ISO 2 (6H)	OX HSSE V3	192











Per Acciaio inossidabile < 1200 N/mm²

M

Foro	Figura / Codice	DIN	Imbocco	Angolo d'elica	Tol.	Rivest.	Pagina
	 6.116.121				ISO2 (6H)	OX HSSE V3	194
	 6.116.621				ISO2 (6H)	OX HSSE V3	195
	 6.116.153				ISO2 (6H)	TiCN PM 38	196
	 6.116.653				ISO2 (6H)	TiCN PM 38	197
	 6.116.153-OH				ISO2 (6H)	TiCN PM 38	198
	 6.116.653-OH				ISO2 (6H)	TiCN PM 38	199









































Per Acciaio temprato < 62 HRC

M

Foro	Figura / Codice	DIN	Imbocco	Angolo d'elica	Tol.	Rivest.	Pagina
	 9.113.983				6HX	TiCN CARBIDE	234
	 9.117.983				6HX	TiCN CARBIDE	236

Per Titanio e leghe di Nickel

M
































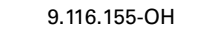














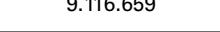



Foro	Figura / Codice	DIN	Imbocco	Angolo d'elica	Tol.	Rivest.	Pagina
	 7.112.150	 DIN 371	FORMA B  -3.5-5-1xP	 0°/B	ISO2 (6H)	PM 38	227
	 7.112.650	 DIN 376	FORMA B  -3.5-5-1xP	 0°/B	ISO2 (6H)	PM 38	227
	 7.112.151	 DIN 371	FORMA B  -3.5-5-1xP	 0°/B	ISO2 (6H)	OX PM 38	228
	 7.112.651	 DIN 376	FORMA B  -3.5-5-1xP	 0°/B	ISO2 (6H)	OX PM 38	229
 ≤2xd	 7.114.150	 DIN 371	FORMA C  -2-3-1xP	 10°	ISO2 (6H)	PM 38	231
 ≤2xd	 7.114.650	 DIN 376	FORMA C  -2-3-1xP	 10°	ISO2 (6H)	PM 38	231
 ≤2xd	 7.114.151	 DIN 371	FORMA C  -2-3-1xP	 15°	ISO2 (6H)	OX PM 38	232
 ≤2xd	 7.114.651	 DIN 376	FORMA C  -2-3-1xP	 15°	ISO2 (6H)	OX PM 38	233

Per uso generico

Ghisa, Alluminio,













Acciaio e Acciaio inossidabile < 1200 N/mm²

M

Foro	Figura / Codice	DIN	Imbocco	Angolo d'elica	Tol.	Rivest.	Pagina
	 9.112.155	 DIN 371	FORMA B  -3.5-5-1xP	 0°/B	6HX	HARD LUBE PM 38	238
	 9.112.655	 DIN 376	FORMA B  -3.5-5-1xP	 0°/B	6HX	HARD LUBE PM 38	239
	 9.112.155-OH	 DIN 371	FORMA B  -3.5-5-1xP	LUB. INT.  0°/B	6HX	HARD LUBE PM 38	240
	 9.112.655-OH	 DIN 376	FORMA B  -3.5-5-1xP	LUB. INT.  0°/B	6HX	HARD LUBE PM 38	241
	 9.116.155	 DIN 371	FORMA C  - 2-3 -1xP	 50°	6HX	HARD LUBE PM 38	242
	 9.116.655	 DIN 376	FORMA C  - 2-3 -1xP	 50°	6HX	HARD LUBE PM 38	243
	 9.116.155-OH	 DIN 371	FORMA C  - 2-3 -1xP	LUB. INT.  50°	6HX	HARD LUBE PM 38	244
	 9.116.655-OH	 DIN 376	FORMA C  - 2-3 -1xP	LUB. INT.  50°	6HX	HARD LUBE PM 38	245
	 9.116.159	 DIN 371	FORMA C  - 2-3 -1xP	 45°	ISO 2 (6H)	TiN PM 38	246
	 9.116.659	 DIN 376	FORMA C  - 2-3 -1xP	 45°	ISO 2 (6H)	TiN PM 38	247









































Per Ghisa

MF

Foro	Figura / Codice	DIN	Imbocco	Angolo d'elica	Tol.	Rivest.	Pagina
	 0.213.423				6HX		74
	 0.213.426				6HX		75









































Per Acciaio < 800 N/mm²

MF

Foro	Figura / Codice	DIN	Imbocco	Angolo d'elica	Tol.	Rivest.	Pagina
	 3.212.420	 DIN 374	FORMA B  -3.5-5-1xP	 0°/B	ISO 2 (6H)	HSSE V3	133
 ≤2xd	 3.213.420	 DIN 374	FORMA C  - 2-3 -1xP	 0°	ISO 2 (6H)	HSSE V3	130
	 3.212.422	 DIN 374	FORMA B  -3.5-5-1xP	 0°/B	ISO 2 (6H)	TiN HSSE V3	136
	 3.222.420	 DIN 374	FORMA B  -3.5-5-1xP	 0°/B	ISO 3 (6G)	HSSE V3	143
 ≤2xd	 3.214.420	 DIN 374	FORMA C  - 2-3 -1xP	 15°	ISO 2 (6H)	HSSE V3	138
 >2xd	 3.215.420	 DIN 374	FORMA C  - 2-3 -1xP	 40°	ISO 2 (6H)	HSSE V3	140
 >2xd	 3.216.422	 DIN 374	FORMA C  - 2-3 -1xP	 45°	ISO 2 (6H)	TiN HSSE V3	142
 >2xd	 3.225.420	 DIN 374	FORMA C  - 2-3 -1xP	 40°	ISO 3 (6G)	HSSE V3	144











Per Acciaio inossidabile < 1200 N/mm²

MF

Foro	Figura / Codice	DIN	Imbocco	Angolo d'elica	Tol.	Rivest.	Pagina
	 6.212.421	 DIN 374	FORMA B  -3.5-5-1xP	 0°/B	ISO 2 (6H)	OX HSSE V3	210
	 6.212.423	 DIN 374	FORMA B  -3.5-5-1xP	 0°/B	ISO 2 (6H)	TiCN HSSE V3	211
	 6.222.421	 DIN 374	FORMA B  -3.5-5-1xP	 0°/B	ISO 3 (6G)	OX HSSE V3	214
	 6.222.423	 DIN 374	FORMA B  -3.5-5-1xP	 0°/B	ISO 3 (6G)	TiCN HSSE V3	215
	 6.215.421	 DIN 374	FORMA C  -2-3-1xP	 40°/B	ISO 2 (6H)	OX HSSE V3	212
	 6.215.423	 DIN 374	FORMA C  -2-3-1xP	 40°/B	ISO 2 (6H)	TiCN HSSE V3	213
	 6.225.421	 DIN 374	FORMA C  -2-3-1xP	 40°/B	ISO 3 (6G)	OX HSSE V3	216
	 6.225.423	 DIN 374	FORMA C  -2-3-1xP	 40°/B	ISO 3 (6G)	TiCN HSSE V3	217





















Per uso generico

MF

	 9.212.455	 DIN 374	FORMA B  -3.5-5-1xP	 0°/B	6HX	HARD LUBE PM 38	248
	 9.216.455	 DIN 374	FORMA C  -2-3-1xP	 50°/B	6HX	HARD LUBE PM 38	249

















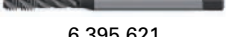



Per Acciaio < 800 N/mm²

UNC

Foro	Figura / Codice	DIN	Imbocco	Angolo d'elica	Tol.	Rivest.	Pagina
	 3.392.120	 DIN 2182	 FORMA B -3,5-5-1xP	 0°/B	2B B1.1	HSSE V3	146
	 3.392.620	 DIN 2183	 FORMA B -3,5-5-1xP	 0°/B	2B B1.1	HSSE V3	147
	 3.395.120	 DIN 2182	 FORMA C -2-3-1xP	 40°	2B B1.1	HSSE V3	148
	 3.395.620	 DIN 2183	 FORMA C -2-3-1xP	 40°	2B B1.1	HSSE V3	149









Per Acciaio inossidabile < 1200 N/mm²

UNC

Foro	Figura / Codice	DIN	Imbocco	Angolo d'elica	Tol.	Rivest.	Pagina
	 6.392.121	 DIN 2182	 FORMA B -3,5-5-1xP	 0°/B	2B B1.1	OX HSSE V3	218
	 6.392.621	 DIN 2182	 FORMA B -3,5-5-1xP	 0°/B	2B B1.1	OX HSSE V3	219
	 6.395.121	 DIN 2182	 FORMA C -2-3-1xP	 40°	2B B1.1	OX HSSE V3	220
	 6.395.621	 DIN 2183	 FORMA C -2-3-1xP	 40°	2B B1.1	OX HSSE V3	221









Per Acciaio < 800 N/mm²

UNF

Foro	Figura / Codice	DIN	Imbocco	Angolo d'elica	Tol.	Rivest.	Pagina
	 3.492.620		FORMA B -3,5-5-1xP		2B B1.1	HSSE V3	150
	 3.495.620		FORMA C - 2-3 -1xP		2B B1.1	HSSE V3	152








Per Acciaio inossidabile < 1200 N/mm²

UNF

Foro	Figura / Codice	DIN	Imbocco	Angolo d'elica	Tol.	Rivest.	Pagina
	 6.492.621		FORMA B -3,5-5-1xP		2B B1.1	OX HSSE V3	222
	 6.495.621		FORMA C - 2-3 -1xP		2B B1.1	OX HSSE V3	223















Per Ghisa

G

Foro	Figura / Codice	DIN	Imbocco	Angolo d'elica	Tol.	Rivest.	Pagina
	 0.693.526	 DIN 5156	 FORMA C - 2-3 -1xP	 0°	 ISO 228	 Ni OX HSSE V3	76





















Per Acciaio temprato < 62 HRC

G

Foro	Figura / Codice	DIN	Imbocco	Angolo d'elica	Tol.	Rivest.	Pagina
 ≤2xd	 9.113.983	 TANOI	 FORMA C - 2-3 -1xP	 0°	 6HX	 TiCN CARBIDE	234
 ≤2xd	 9.117.983	 TANOI	 FORMA D - 3.5-5 -1xP	 0°	 6HX	 TiCN CARBIDE	236











Per Acciaio < 800 N/mm²



G


Foro	Figura / Codice	DIN	Imbocco	Angolo d'elica	Tol.	Rivest.	Pagina
	 3.692.520	 DIN 5156	 FORMA B -3,5-5 -1xP	 0°/B	ISO 228	HSSE V3	154
	 3.693.520	 DIN 5156	 FORMA C -2-3 -1xP	 0°	ISO 228	HSSE V3	153
 ≤2xd	 3.694.520	 DIN 5156	 FORMA C -2-3 -1xP	 15°	ISO 228	HSSE V3	155
 >2xd	 3.695.520	 DIN 5156	 FORMA C -2-3 -1xP	 40°	ISO 228	HSSE V3	156



Per Acciaio inossidabile < 1200 N/mm²

G

Foro	Figura / Codice	DIN	Imbocco	Angolo d'elica	Tol.	Rivest.	Pagina
	 6.692.521	 DIN 5156	 FORMA B -3,5-5 -1xP	 0°/B	ISO 228	OX HSSE V3	224
 >2xd	 6.695.521	 DIN 5156	 FORMA C -2-3 -1xP	 40°	ISO 228	OX HSSE V3	225



MASCHI A RULLARE




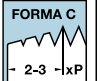




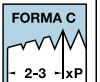




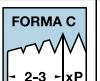





























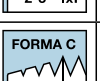




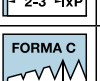




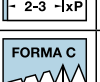


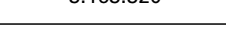

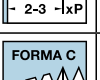



Per uso generico

Alluminio, Rame,

Acciaio < 800 N/mm², Acciaio inossidabile < 1200 N/mm²

M/MF































Foro	Figura / Codice	DIN	Imbocco	Lobi	Tol.	Rivest.	Pagina
 >2xd	 6.153.329-IT	 DIN 2174	 FORMA C - 2-3 -1xP		4HX 5HX 6HX	TiN HSSE V3	10
 >2xd	 3.153.323-IT	 DIN 2174	 FORMA C - 2-3 -1xP		4HX 5HX 6HX	TiCN HSSE V3	12
 >2xd	 1.153.323-SL	 DIN 2174	 FORMA C - 2-3 -1xP		6HX	TiCN HSSE V3	17
 >2xd	 3.153.320	 DIN 2174	 FORMA C - 2-3 -1xP		6HX	HSSE V3	252
 >2xd	 3.153.320-WF	 DIN 2174	 FORMA C - 2-3 -1xP		6HX	HSSE V3	254
 >2xd	 3.153.321-WF	 DIN 2174	 FORMA C - 2-3 -1xP		6HX	OX HSSE V3	256
 >2xd	 3.153.322	 DIN 2174	 FORMA C - 2-3 -1xP		6HX	TiN HSSE V3	258
 >2xd	 3.153.322-WF	 DIN 2174	 FORMA C - 2-3 -1xP		6HX	TiN HSSE V3	260
 >2xd	 3.153.323	 DIN 2174	 FORMA C - 2-3 -1xP		6HX	TiCN HSSE V3	262
 >2xd	 3.153.323-WF	 DIN 2174	 FORMA C - 2-3 -1xP		6HX	TiCN HSSE V3	264
 >2xd	 3.163.320	 DIN 2174	 FORMA C - 2-3 -1xP		6GX	HSSE V3	266
 >2xd	 3.163.320-WF	 DIN 2174	 FORMA C - 2-3 -1xP		6GX	HSSE V3	267



Per uso generico

Alluminio, Rame,


Acciaio < 800 N/mm², Acciaio inossidabile < 1200 N/mm²

M/MF

Foro	Figura / Codice	DIN	Imbocco	Lobi	Tol.	Rivest.	Pagina
 >2xd	 3.163.321-WF	 DIN 2174	 FORMA C - 2-3 -1xP		6GX	 OX HSSE V3	268
 >2xd	 3.163.322	 DIN 2174	 FORMA C - 2-3 -1xP		6GX	 TiN HSSE V3	270
 >2xd	 3.163.322-WF	 DIN 2174	 FORMA C - 2-3 -1xP		6GX	 TiN HSSE V3	271
 >2xd	 3.163.323	 DIN 2174	 FORMA C - 2-3 -1xP		6GX	 TiCN HSSE V3	272
 >2xd	 3.163.323-WF	 DIN 2174	 FORMA C - 2-3 -1xP		6GX	 TiCN HSSE V3	273



















MASCHI A MANO



















Per uso generico

M

Foro	Figura / Codice	DIN	Imbocco	Angolo d'elica	Tol.	Rivest.	Pagina
							279
	3.119.710	Disponibili sia singolarmente che come serie					
							286
	3.119.710-LH	Disponibili sia singolarmente che come serie					









Per Acciaio inossidabile < 1200 N/mm²

M

Foro	Figura / Codice	DIN	Imbocco	Angolo d'elica	Tol.	Rivest.	Pagina
							288
	6.119.721	Disponibili sia singolarmente che come serie					
							290
	6.119.721-Pilot	Disponibili sia singolarmente che come serie					









Per uso generico

MF

Foro	Figura / Codice	DIN	Imbocco	Angolo d'elica	Tol.	Rivest.	Pagina
	 3.219.810						292
		Disponibili sia singolarmente che come serie					








Per uso generico

G

Foro	Figura / Codice	DIN	Imbocco	Angolo d'elica	Tol.	Rivest.	Pagina
	 3.699.510						306
		Disponibili sia singolarmente che come serie					








Per uso generico



UNC

Foro	Figura / Codice	DIN	Imbocco	Angolo d'elica	Tol.	Rivest.	Pagina
		 DIN 352	 FORMA C - 2-3 -XP	 0°	ISO 2 (6H)	HSS	299
 ≤2xd	 3.399.710	Disponibili sia singolarmente che come serie					

Per uso generico

UNF

Foro	Figura / Codice	DIN	Imbocco	Angolo d'elica	Tol.	Rivest.	Pagina
		 DIN 5157	 FORMA C - 2-3 -XP	 0°	DIN 13	HSS	303
 ≤2xd	 3.499.810	Disponibili sia singolarmente che come serie					



MASCHI A MACCHINA





- GG/G
GHISA
- CU
200-300
HB
- CU
SHORT

MASCHI A MACCHINA

M

60°

6HX

FORMA C

2-3 -xP

0°

TiN

HSSE
V3

>2xd icon"/>

>2xd

EMULSIONE

OLIO

0.113.122

d ₁	P	l ₁	l ₂	l ₃	d ₂	l	a	z	Codice	€
M4	0.70	63	13	21	4.5	6	3.4	3	220.075	20,95
M5	0.80	70	16	25	6.0	8	4.9	3	220.085	20,95
M6	1.00	80	19	30	6.0	8	4.9	3	220.090	21,30
M8	1.25	90	22	35	8.0	9	6.2	4	220.100	25,55
M10	1.50	100	24	39	10.0	11	8	4	220.110	31,80



- GG/G
GHISA
- CU
200-300
HB
- CU
SHORT

MASCHI A MACCHINA

M

60°

6HX

FORMA C

2-3 -xP

0°

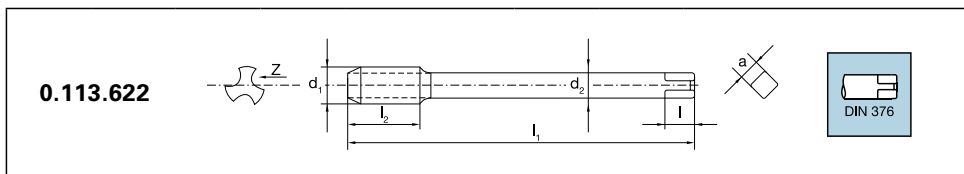
TiN

HSSE
V3

>2xd

EMULSIONE

OLIO



d ₁	P	l ₁	l ₂	l ₃	d ₂	l	a	z	Codice	€
M5	0.80	70	16	28	3.5	6	3.4	3	420.025	24,00
M6	1.00	80	19	32	4.5	6	4.4	3	420.030	24,00
M8	1.25	90	22	36	6.0	8	5.9	4	420.040	27,10
M10	1.50	100	24	40	7.0	8	6.9	4	420.050	32,90
M12	1.75	110	28	44	9.0	10	8.9	4	420.060	38,45
M14	2.00	110	30	44	11.0	12	10.8	4	420.065	46,80
M16	2.00	110	32	44	12.0	12	11.8	4	420.070	57,10



GG/G
GHISA

CU
200-300
HB

CU
SHORT

MASCHI A MACCHINA

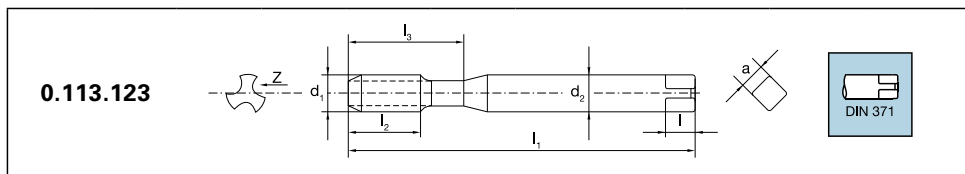
M



6HX



TiCN
HSSE
V3



d_1	P	l_1	l_2	l_3	d_2	l	a	z	Codice	€
M4	0.70	63	13	21	4.5	6	3.4	3	225.075	23,30
M5	0.80	70	16	25	6.0	8	4.9	3	225.085	23,30
M6	1.00	80	19	30	6.0	8	4.9	3	225.090	23,70
M8	1.25	90	22	35	8.0	9	6.2	4	225.100	28,35
M10	1.50	100	24	39	10.0	11	8	4	225.110	35,85



GG/G
GHISA

CU
200-300
HB

CU
SHORT

MASCHI A MACCHINA

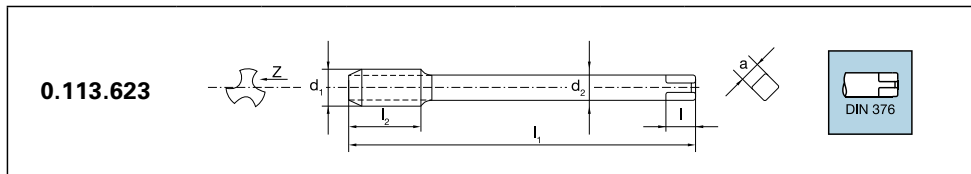
M



6HX



TICN
HSSE
V3



d_1	P	l_1	l_2	l_3	d_2	l	a	z	Codice	€
M5	0.80	70	16		3.5	6	2.7	3	425.025	26,55
M6	1.00	80	19		4.5	6	3.4	3	425.030	26,55
M8	1.25	90	22		6.0	8	4.9	4	425.040	29,90
M10	1.50	100	24		7.0	8	5.5	4	425.050	37,05
M12	1.75	110	28		9.0	10	7	4	425.060	43,00
M14	2.00	110	30		11.0	12	9	4	425.065	52,20
M16	2.00	110	32		12.0	12	9	4	425.070	63,40



- GG/G
GHISA
- CU
200-300
HB
- CU
SHORT

MASCHI A MACCHINA

M

60°

6HX

FORMA C

2-3 -xP

0°

Ni OX

HSSE
V3

>2xd

EMULSIONE

OLIO

0.113.126

d ₁	P	l ₁	l ₂	l ₃	d ₂	l	a	z	Codice	€
M3	0.50	56	11	18	3.5	6	2.7	3	215.065	13,18
M3,5	0.60	56	12	20	4.0	6	3	3	215.070	14,11
M4	0.70	63	13	21	4.5	6	3.4	3	215.075	13,71
M5	0.80	70	16	25	6.0	8	4.9	3	215.085	13,71
M6	1.00	80	19	30	6.0	8	4.9	3	215.090	14,11
M8	1.25	90	22	35	8.0	9	6.2	4	215.100	16,05
M10	1.50	100	24	39	10.0	11	8	4	215.110	20,25

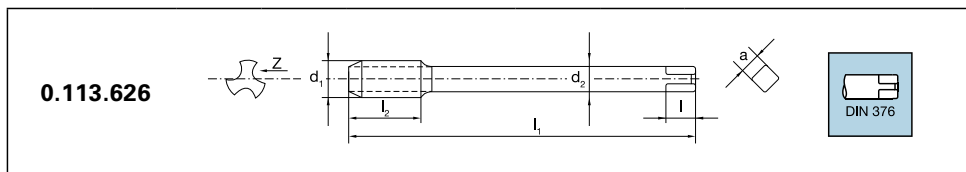


GG/G
GHISA

CU
200-300
HB

CU
SHORT

MASCHI A MACCHINA



d_1	P	l_1	l_2	l_3	d_2	l	a	z	Codice	€
M4	0.70	63	13		2.8	5	2.1	3	415.015	15,70
M5	0.80	70	16		3.5	6	2.7	3	415.025	16,05
M6	1.00	80	19		4.5	6	3.4	3	415.030	16,05
M8	1.25	90	22		6.0	8	4.9	4	415.040	17,90
M10	1.50	100	24		7.0	8	5.5	4	415.050	20,50
M12	1.75	110	28		9.0	10	7	4	415.060	25,30
M14	2.00	110	30		11.0	12	9	4	415.065	31,20
M16	2.00	110	32		12.0	12	9	4	415.070	36,50
M18	2.50	125	34		14.0	14	11	4	415.075	50,40
M20	2.50	140	34		16.0	15	12	4	415.080	52,70
M22	2.50	140	34		18.0	17	14.5	4	415.085	72,30
M24	3.00	160	38		18.0	17	14.5	4	415.090	71,30
M27	3.00	160	38		20.0	19	16	4	415.095	93,50
M30	3.50	180	45		22.0	21	18	4	415.100	113,00

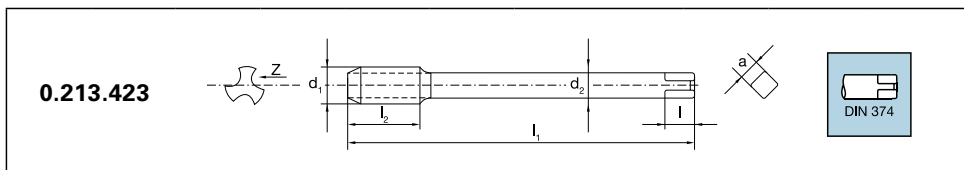
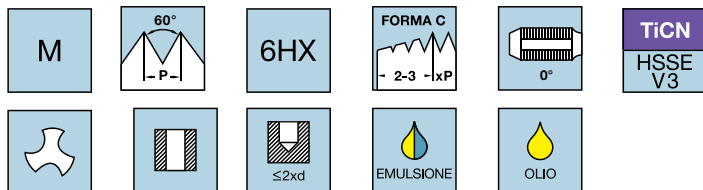


GG/G
GHISA

CU
200-300
HB

CU
SHORT

MASCHI A MACCHINA



d_1	P	l_1	l_2	l_3	d_2	l	a	z	Codice	€
M8	1.00	90	22		6.0	8	4.9	4	540.070	34,55
M10	1.00	90	20		7.0	8	5.5	4	540.085	38,30
M12	1.50	100	22		9.0	10	7	4	540.110	42,20
M16	1.50	100	22		12.0	12	9	4	540.150	64,80

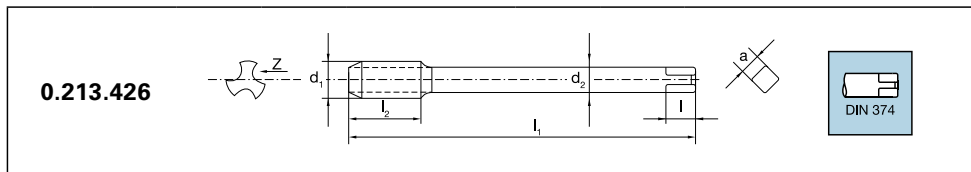


GG/G
GHISA

CU
200-300
HB

CU
SHORT

MASCHI A MACCHINA



d ₁	P	l ₁	l ₂	l ₃	d ₂	l	a	z	Codice	€
M3	0.35	56	8		2.2			3	535.015	22,40
M4	0.50	63	10		2.8	5	2.1	3	535.030	21,90
M5	0.50	70	12		3.5	6	2.7	3	535.040	21,90
M6	0.50	80	14		4.5	6	3.4	3	535.045	22,70
M6	0.75	80	14		4.5	6	3.4	4	535.050	21,90
M8	0.75	80	18		6.0	8	4.9	4	535.065	25,00
M8	1.00	90	22		6.0	8	4.9	4	535.070	22,70
M10	1.00	90	20		7.0	8	5.5	4	535.085	23,15
M12	1.00	100	22		9.0	10	7	4	535.100	27,45
M12	1.50	100	22		9.0	10	7	4	535.110	25,95
M14	1.50	100	22		11.0	12	9	4	535.130	36,70
M16	1.50	100	22		12.0	12	9	4	535.150	39,80
M18	1.50	110	25		14.0	14	11	4	535.160	50,90
M20	1.50	125	25		16.0	15	12	4	535.175	53,80
M22	1.50	125	25		18.0	17	14.5	4	535.190	57,90
M24	1.50	140	28		18.0	17	14.5	4	535.205	66,10

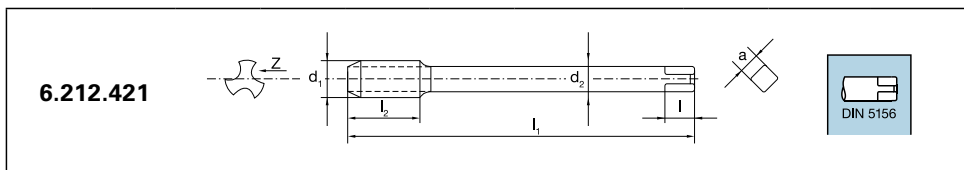
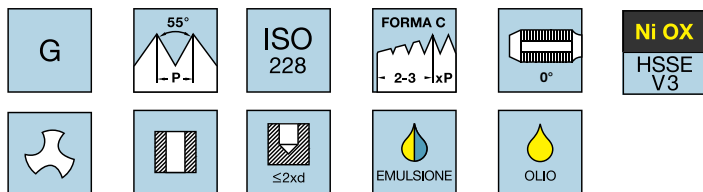


GG/G
GHISA


CU
200-300
HB

CU
SHORT

MASCHI A MACCHINA



d ₁	Filetti x pollice	l ₁	l ₂	l ₃	d ₂	l	a	z	Codice	€
G1/8	28	90	20		7	8	5.5	4	575.005	26,65
G1/4	19	100	22		11	12	9	4	575.010	36,00
G3/8	19	100	22		12	12	9	4	575.015	44,40
G1/2	14	125	25		16	15	12	4	575.020	61,00
G5/8	14	125	25		18	17	14.5	4	575.025	76,50
G3/4	14	140	28		20	19	16	4	575.030	94,50
G7/8	14	150	28		22	21	18	4	575.035	126,00
G1	11	160	30		25	23	20	4	575.040	137,50





ALU
Si <10%

ALU
Si >10%

CU
200-300
HB

MASCHI A MACCHINA

M

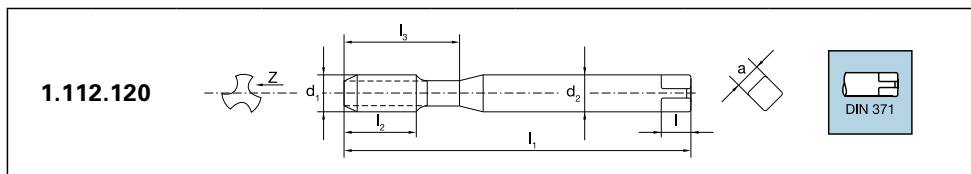


ISO 2
(6H)

FORMA B
-3,5-5-xP



HSSE
V3



d ₁	P	l ₁	l ₂	l ₃	d ₂	l	a	z	Codice	€
M3	0.50	56	11	18	3.5	6	2.7	3	205.065	13,24
M4	0.70	63	13	21	4.5	6	3.4	3	205.075	13,58
M5	0.80	70	16	25	6.0	8	4.9	3	205.085	13,91
M6	1.00	80	19	30	6.0	8	4.9	3	205.090	13,91
M8	1.25	90	22	35	8.0	9	6.2	3	205.100	16,50
M10	1.50	100	24	39	10.0	11	8	3	205.110	20,10



ALU
Si <10%

ALU
Si >10%

CU
200-300
HB

MASCHI A MACCHINA

M

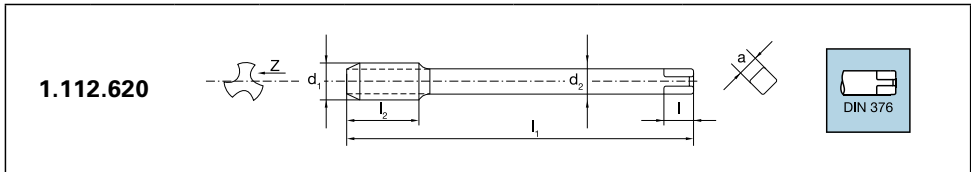


ISO 2
(6H)

FORMA B
-3,5-5-xP



HSSE
V3



d ₁	P	l ₁	l ₂	l ₃	d ₂	l	a	z	Codice	€
M12	1.75	110	28		9.0	10	7	3	405.060	35,05
M16	2.00	110	32		12.0	12	9	3	405.070	51,30
M20	2.50	140	34		16.0	15	12	3	405.080	73,60



ALU
Si <10%

ALU
Si >10%

CU
200-300
HB

MASCHI A MACCHINA

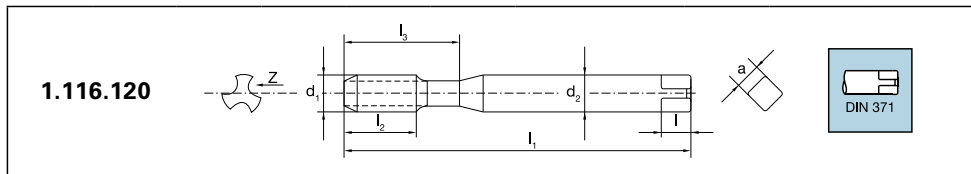
M



ISO 2
(6H)



HSSE
V3



d_1	P	l_1	l_2	l_3	d_2	l	a	z	Codice	€
M2	0.40	45	8	10	2.8	5	2.1	2	210.040	16,75
M2.5	0.45	50	9	12.5	2.8	5	2.1	2	210.055	16,40
M3	0.50	56	5	18	3.5	6	2.7	3	210.065	14,55
M3.5	0.60	56	6	20	4.0	6	3	3	210.070	15,65
M4	0.70	63	7	21	4.5	6	3.4	3	210.075	14,55
M5	0.80	70	8	25	6.0	8	4.9	3	210.085	15,15
M6	1.00	80	10	30	6.0	8	4.9	3	210.090	15,55
M8	1.25	90	13	35	8.0	9	6.2	3	210.100	18,10
M10	1.50	100	15	39	10.0	11	8	3	210.110	21,40














ALU
Si <10%

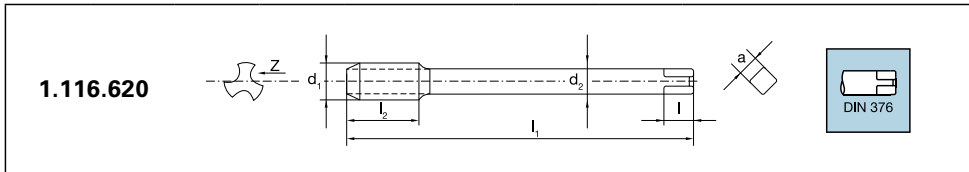
ALU
Si >10%

CU
200-300
HB

MASCHI A MACCHINA

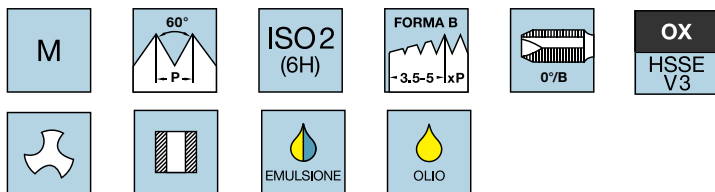


d ₁	P	l ₁	l ₂	l ₃	d ₂	l	a	z	Codice	€
M12	1.75	110	18		9.0	10	7	3	410.060	38,15
M16	2.00	110	20		12.0	12	9	3	410.070	52,40
M20	2.50	140	25		16.0	15	12	4	410.080	78,00

Acciaio
≤ 500
N/mm²



MASCHI A MACCHINA

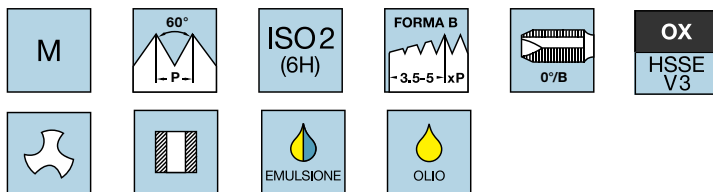


<div style="display: flex; align-items: center; justify-content: space-between;"> 2.112.121 </div>										
d ₁	P	l ₁	l ₂	l ₃	d ₂	l	a	z	Codice	€
M3	0.50	56	11	18	3.5	6	2.7	3	040.065	13,50
M4	0.70	63	13	21	4.5	6	3.4	3	040.075	13,85
M5	0.80	70	16	25	6.0	8	4.9	3	040.085	14,25
M6	1.00	80	19	30	6.0	8	4.9	3	040.090	14,25
M8	1.25	90	22	35	8.0	9	6.2	3	040.100	16,65
M10	1.50	100	24	39	10.0	11	8	3	040.110	20,70


Acciaio
≤ 500
N/mm²



MASCHI A MACCHINA



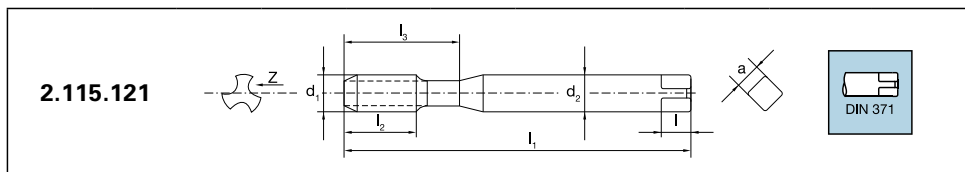
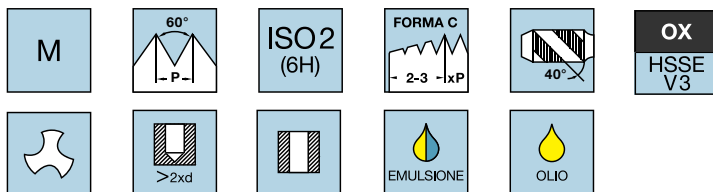
d_1	P	l_1	l_2	l_3	d_2	l	a	z	Codice	€
M12	1.75	110	28		9.0	10	7	3	240.060	26,00
M14	2.00	110	30		11.0	12	9	3	240.065	32,75
M16	2.00	110	32		12.0	12	9	3	240.070	37,05
M18	2.50	125	34		14.0	14	11	3	240.075	53,20
M20	2.50	140	34		16.0	15	12	3	240.080	55,30
M22	2.50	140	34		18.0	17	14.5	3	240.085	76,50
M24	3.00	160	38		18.0	17	14.5	3	240.090	73,90
M27	3.00	160	38		20.0	19	16	4	240.095	98,10
M30	3.50	180	45		22.0	21	18	4	240.100	118,50
M33	3.50	180	50		25.0	23	20	4	240.105	145,00
M36	4.00	200	56		28.0	25	22	4	240.110	179,50



Acciaio
≤ 500
N/mm²

Acciaio
500-800
N/mm²

MASCHI A MACCHINA



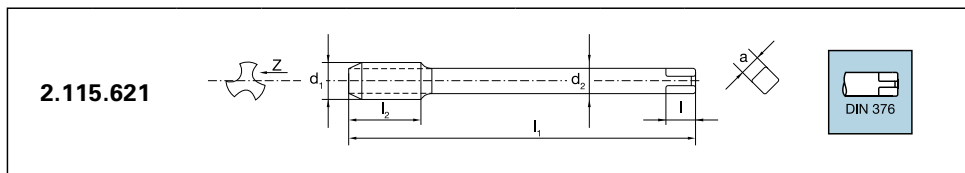
d ₁	P	l ₁	l ₂	l ₃	d ₂	l	a	z	Codice	€
M3	0.50	56	5	18	3.5	6	2.7	3	090.065	15,30
M3.5	0.60	56	6	20	4.0	6	3	3	090.070	16,30
M4	0.70	63	7	21	4.5	6	3.4	3	090.075	15,30
M5	0.80	70	8	25	6.0	8	4.9	3	090.085	15,95
M6	1.00	80	10	30	6.0	8	4.9	3	090.090	16,30
M8	1.25	90	13	35	8.0	9	6.2	3	090.100	18,95
M10	1.50	100	15	39	10.0	11	8	3	090.110	22,45



Acciaio
≤ 500
N/mm²

Acciaio
500-800
N/mm²

MASCHI A MACCHINA



d ₁	P	l ₁	l ₂	l ₃	d ₂	l	a	z	Codice	€
M3	0.5	56	5		2.2			3	290.005	17,05
M4	0.7	63	7		2.8	5	2.1	3	290.015	17,40
M5	0.8	70	8		3.5	6	2.7	3	290.025	18,10
M6	1	80	10		4.5	6	3.4	3	290.030	18,10
M8	1.25	90	13		6	8	4.9	3	290.040	20,20
M10	1.5	100	15		7	8	5.5	3	290.050	24,55
M12	1.75	110	18		9	10	7	3	290.060	28,25
M14	2	110	20		11	12	9	3	290.065	35,50
M16	2	110	20		12	12	9	3	290.070	40,10
M18	2.5	125	25		14	14	11	4	290.075	58,40
M20	2.5	140	25		16	15	12	4	290.080	59,90
M22	2.5	140	25		18	17	14.5	4	290.085	77,50
M24	3	160	30		18	17	14.5	4	290.090	75,90
M27	3	160	30		20	19	16	4	290.095	102,50
M30	3.5	180	35		22	21	18	4	290.100	128,00
M33	3.5	180	35		25	23	20	4	290.105	182,50
M36	4	200	40		28	25	22	4	290.110	198,00

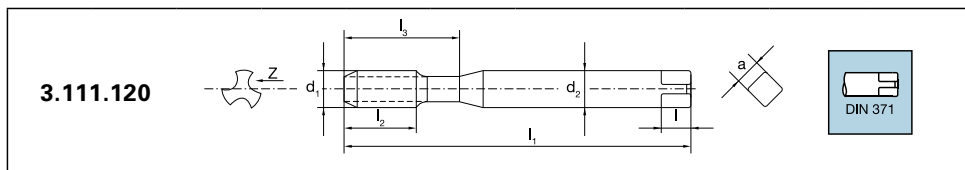
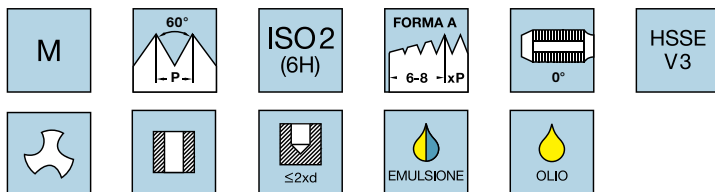


Acciaio
500-800
N/mm²

CU

ALU
Si <10%

MASCHI A MACCHINA



3.111.120

d ₁	P	l ₁	l ₂	l ₃	d ₂	l	a	z	Codice	€
M1	0.25	40	6	7	2.5	5	2.1	3	070.005	24,70
M2	0.40	45	8	10	2.8	5	2.1	3	070.040	16,00
M3	0.50	56	11	18	3.5	6	2.7	3	070.065	13,10
M4	0.70	63	13	21	4.5	6	3.4	3	070.075	13,42
M5	0.80	70	16	25	6.0	8	4.9	3	070.085	13,85
M6	1.00	80	19	30	6.0	8	4.9	3	070.090	13,85
M8	1.25	90	22	35	8.0	9	6.2	4	070.100	16,15
M10	1.50	100	24	39	10.0	11	8	4	070.110	20,10

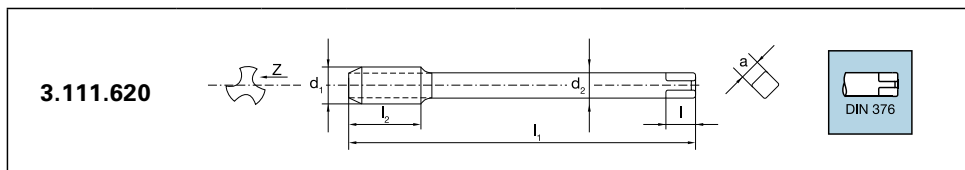
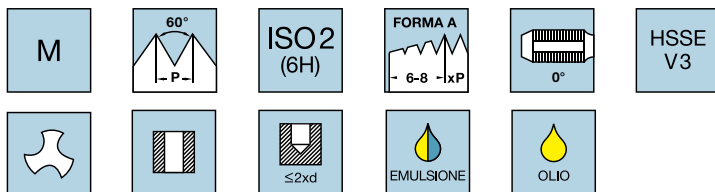


Acciaio
500-800
N/mm²

CU

ALU
Si <10%

MASCHI A MACCHINA



d ₁	P	l ₁	l ₂	l ₃	d ₂	l	a	z	Codice	€
M3	0.50	56	11		2.2			3	270.005	15,45
M4	0.70	63	13		2.8	5	2.1	3	270.015	15,85
M5	0.80	70	16		3.5	6	2.7	3	270.025	16,15
M6	1.00	80	19		4.5	6	3.4	3	270.030	16,40
M8	1.25	90	22		6.0	8	4.9	4	270.040	18,45
M10	1.50	100	24		7.0	8	5.5	4	270.050	21,10

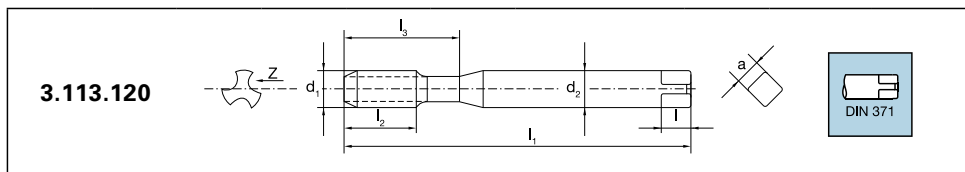
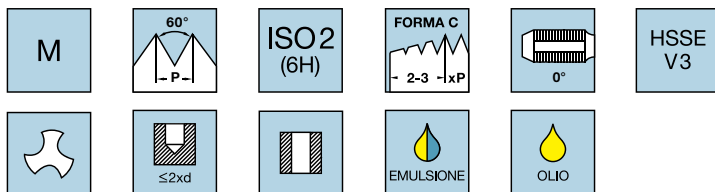


Acciaio
500-800
N/mm²

CU

ALU
Si <10%

MASCHI A MACCHINA



d_1	P	l_1	l_2	l_3	d_2	l	a	z	Codice	€
M1.4	0.30	40	7	9	2.5	5	2.1	3	065.020	20,05
M1.6	0.35	40	8	9.5	2.5	5	2.1	3	065.025	18,00
M1.7	0.35	40	8	10	2.5	5	2.1	3	065.030	18,35
M1.8	0.35	40	8	10.51	2.5	5	2.1	3	065.035	17,20
M2	0.40	45	8	10	2.8	5	2.1	3	065.040	15,05
M2.5	0.45	50	9	12.5	2.8	5	2.1	3	065.055	13,83
M3	0.50	56	11	18	3.5	6	2.7	3	065.065	11,65
M3.5	0.60	56	112	20	4.0	6	3	3	065.070	12,29
M4	0.70	63	13	21	4.5	6	3.4	3	065.075	11,73
M5	0.80	70	16	25	6.0	8	4.9	3	065.085	12,29
M6	1.00	80	19	30	6.0	8	4.9	3	065.090	12,47
M8	1.25	90	22	35	8.0	9	6.2	4	065.100	13,97
M10	1.50	100	24	39	10.0	11	8	4	065.110	16,75

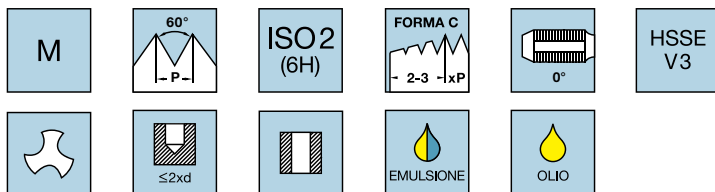


Acciaio
500-800
N/mm²

CU

ALU
Si <10%

MASCHI A MACCHINA



d_1	P	l_1	l_2	l_3	d_2	l	a	z	Codice	€
M3	0.50	56	11		2.2			3	956.005	14,53
M4	0.70	63	13		2.8	5	2.1	3	956.015	15,20
M5	0.80	70	16		3.5	6	2.7	3	956.025	15,20
M6	1.00	80	19		4.5	6	3.4	3	956.030	15,50
M8	1.25	90	22		6.0	8	4.9	4	956.040	16,50
M10	1.50	100	24		7.0	8	5.5	4	956.050	20,10
M12	1.75	110	28		9.0	10	7	4	956.060	22,80
M14	2.00	110	30		11.0	12	9	4	956.065	29,45
M16	2.00	110	32		12.0	12	9	4	956.070	34,85
M18	2.50	125	34		14.0	14	11	4	956.075	50,10
M20	2.50	140	34		16.0	15	12	4	956.080	51,70
M22	2.50	140	34		18.0	17	14.5	4	956.085	70,80
M24	3.00	160	38		18.0	17	14.5	4	956.090	68,20
M27	3.00	160	38		20.0	19	16	4	956.095	89,40
									CONTINUA	



Acciaio
500-800
N/mm²

CU

ALU

MASCHI A MACCHINA



3.112.220

d ₁	P	l ₁	l ₂	l ₃	d ₂	l	a	z	Codice	€
M2	0.40	36	8		2.8	5	2.1	2	005.040	15,50
M2.5	0.45	40	9		2.8	5	2.1	2	005.055	15,10
M3	0.50	40	11		3.5	6	2.7	3	005.065	11,04
M4	0.70	45	13		4.5	6	3.4	3	005.075	11,04
M5	0.80	50	16		6.0	8	4.9	3	005.085	11,65
M6	1.00	56	19		6.0	8	4.9	3	005.090	12,74
M8	1.25	63	22		6.0	8	4.9	3	005.100	13,58
M10	1.50	70	24		7.0	8	5.5	3	005.110	18,10
M12	1.75	75	28		9.0	10	7	3	005.120	21,30

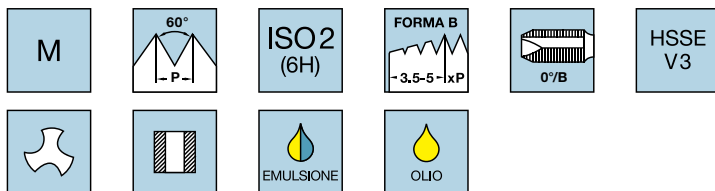


Acciaio
500-800
N/mm²

CU

ALU
Si <10%

MASCHI A MACCHINA



<p>3.112.120</p>										
d ₁	P	l ₁	l ₂	l ₃	d ₂	l	a	z	Codice	€
M1.4	0.30	40	7	9	2.5	5	2.1	2	035.020	21,30
M1.6	0.35	40	8	9.5	2.5	5	2.1	2	035.025	20,30
M1.7	0.35	40	8	10	2.5	5	2.1	2	035.030	19,85
M1.8	0.35	40	8	10.5	2.5	5	2.1	2	035.035	18,55
M2	0.40	45	8	10	2.8	5	2.1	2	035.040	15,85
M2.3	0.40	45	9	11.5	2.8	5	2.1	2	035.050	17,10
M2.5	0.45	50	9	12.5	2.8	5	2.1	2	035.055	15,60
M2.6	0.45	50	9	13	2.8	5	2.1	2	035.060	17,10
M3	0.50	56	11	18	3.5	6	2.7	3	035.065	12,86
M4	0.70	63	13	21	4.5	6	3.4	3	035.075	13,20
M5	0.80	70	16	25	6.0	8	4.9	3	035.085	13,60
M6	1.00	80	19	30	6.0	8	4.9	3	035.090	13,60
M8	1.25	90	22	35	8.0	9	6.2	3	035.100	15,85
M10	1.50	100	24	39	10.0	11	8	3	035.110	19,70
M12	1.75	110	28	45	12.0	12	9	3	035.120	22,55

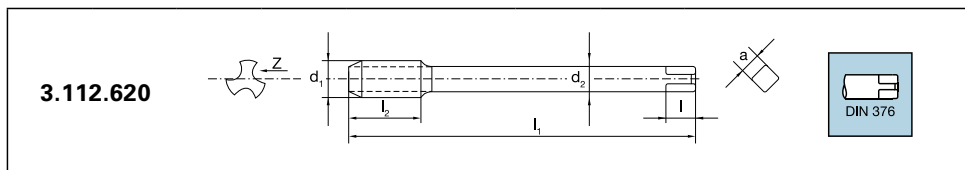
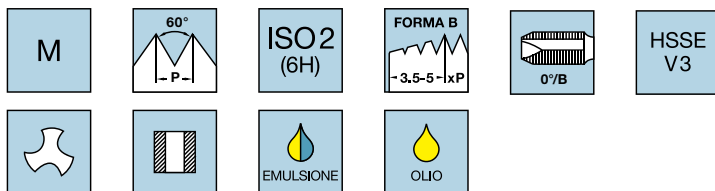


Acciaio
500-800
N/mm²

CU

ALU
Si <10%

MASCHI A MACCHINA



d ₁	P	l ₁	l ₂	l ₃	d ₂	l	a	z	Codice	€
M3	0.50	56	11		2.2			3	235.005	14,98
M4	0.70	63	13		2.8	5	2.7	3	235.015	15,40
M5	0.80	70	16		3.5	6	3.4	3	235.025	15,70
M6	1.00	80	19		4.5	6	4.4	3	235.030	16,05
M8	1.25	90	22		6.0	8	5.9	3	235.040	17,90
M10	1.50	100	24		7.0	8	6.9	3	235.050	20,50
M12	1.75	110	28		9.0	10	8.9	3	235.060	24,75
M14	2.00	110	30		11.0	12	10.8	3	235.065	31,25
M16	2.00	110	32		12.0	12	11.8	3	235.070	35,30
M18	2.50	125	34		14.0	14	13.8	3	235.075	50,40
M20	2.50	140	34		16.0	15	15.8	3	235.080	52,70
M22	2.50	140	34		18.0	17	17.8	3	235.085	72,90
M24	3.00	160	38		18.0	17	17.8	3	235.090	70,30
M27	3.00	160	38		20.0	19	19.7	4	235.095	93,50
									CONTINUA	



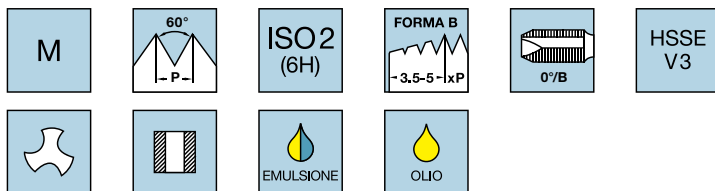
Acciaio
≤ 500
N/mm²

Acciaio
500-800
N/mm²

ALU
Si <10%

CU

MASCHI A MACCHINA



3.112.920-LS										
d_1	P	l_1	l_2	l_3	d_2	l	a	z	Codice	€
M6	1.00	160	19		4.5	6	3.4	3	440.020	35,40
M8	1.25	180	22		6.0	8	4.9	3	440.025	44,10
M10	1.50	200	24		7.0	8	5.5	3	440.030	48,80
M12	1.75	220	28		9.0	10	7	3	440.035	63,30
M14	2.00	220	30		11.0	12	9	3	440.040	91,50
M16	2.00	220	32		12.0	12	9	3	440.045	103,00

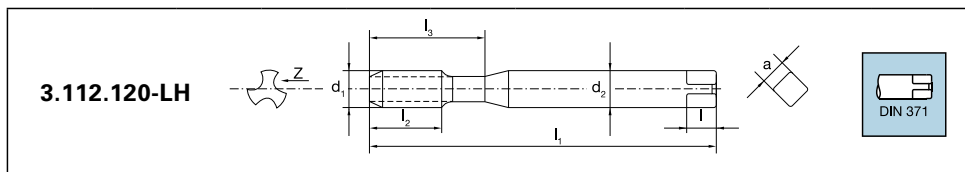


Acciaio
500-800
N/mm²

CU

ALU
Si <10%

MASCHI A MACCHINA



d ₁	P	l ₁	l ₂	l ₃	d ₂	l	a	z	Codice	€
M3	0.50	56	11	18	3.5	6	2.7	3	050.065	20,30
M4	0.70	63	13	21	4.5	6	3.4	3	050.075	20,65
M5	0.80	70	16	25	6.0	8	4.9	3	050.085	20,90
M6	1.00	80	19	30	6.0	8	4.9	3	050.090	20,90
M8	1.25	90	22	35	8.0	9	6.2	3	050.100	23,25
M10	1.50	100	24	39	10.0	11	8	3	050.110	28,95



Acciaio
500-800
N/mm²

CU

ALU
Si <10%

MASCHI A MACCHINA



<p>3.112.620-LH</p>										
d ₁	P	l ₁	l ₂	l ₃	d ₂	l	a	z	Codice	€
M12	1.75	110	28		9	10	7	3	250.060	36,15
M16	2	110	32		12	12	9	3	250.070	54,30
M20	2.5	140	34		16	15	12	3	250.080	79,30

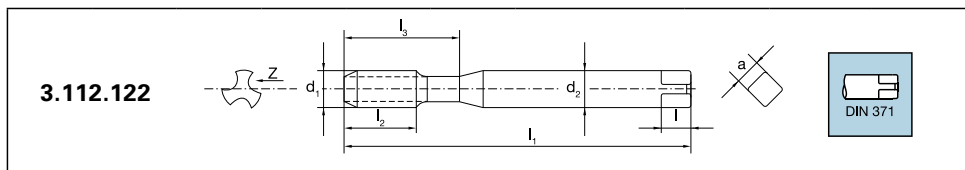


Acciaio
500-800
N/mm²

CU

ALU
Si <10%

MASCHI A MACCHINA



d ₁	P	l ₁	l ₂	l ₃	d ₂	l	a	z	Codice	€
M3	0.50	56	11	18	3.5	6	2.7	3	045.065	20,30
M4	0.70	63	13	21	4.5	6	3.4	3	045.075	20,75
M5	0.80	70	16	25	6.0	8	4.9	3	045.085	21,15
M6	1.00	80	19	30	6.0	8	4.9	3	045.090	21,15
M8	1.25	90	22	35	8.0	9	6.2	3	045.100	25,00
M10	1.50	100	24	39	10.0	11	8	3	045.110	31,65



Acciaio
500-800
N/mm²

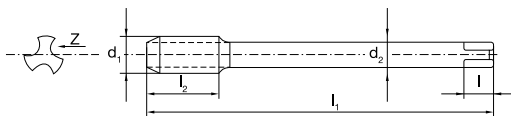
CU

ALU
Si <10%

MASCHI A MACCHINA



3.112.622



d ₁	P	l ₁	l ₂	l ₃	d ₂	l	a	z	Codice	€
M3	0.50	56	11		2.2			3	245.005	24,15
M4	0.70	63	13		2.8	5	2.1	3	245.015	23,55
M5	0.80	70	16		3.5	6	2.7	3	245.025	24,00
M6	1.00	80	19		4.5	6	3.4	3	245.030	24,75
M8	1.25	90	22		6.0	8	4.9	3	245.040	27,95
M10	1.50	100	24		7.0	8	5.5	3	245.050	33,90
M12	1.75	110	28		9.0	10	7	3	245.060	39,25
M14	2.00	110	30		11.0	12	9	3	245.065	48,30
M16	2.00	110	32		12.0	12	9	3	245.070	58,00
M18	2.50	125	34		14.0	14	11	3	245.075	81,10
M20	2.50	140	34		16.0	15	12	3	245.080	86,20
M22	2.50	140	34		18.0	17	14.5	3	245.085	114,00
M24	3.00	160	38		18.0	17	14.5	3	245.090	117,50
M27	3.00	160	38		20.0	19	16	4	245.095	150,50
M30	3.50	180	45		22.0	21	18	4	245.100	175,50
M33	3.50	180	50		25.0	23	20	4	245.105	223,00
M36	4.00	200	56		28.0	25	22	4	245.110	263,00



Acciaio
≤ 500
N/mm²

Acciaio
500-800
N/mm²


CU

ALU

MASCHI A MACCHINA



3.112.126										
	d_1	P	l_1	l_2	l_3	d_2	l	a		z
M2	0.40	45	8	10	2.8	5	2.1	2	030.040	15,85
M3	0.50	56	11	18	3.5	6	2.7	2	030.065	12,86
M4	0.70	63	13	21	4.5	6	3.4	2	030.075	13,18
M5	0.80	70	16	25	6.0	8	4.9	2	030.085	13,58
M6	1.00	80	19	30	6.0	8	4.9	2	030.090	13,58
M8	1.25	90	22	35	8.0	9	6.2	3	030.100	15,85
M10	1.50	100	24	39	10.0	11	8	3	030.110	19,70





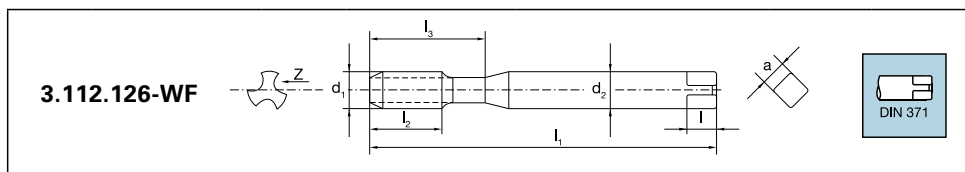
Acciaio
≤ 500
N/mm²

Acciaio
500-800
N/mm²

CU

ALU

MASCHI A MACCHINA



d_1	P	l_1	l_2	l_3	d_2	l	a	z	Codice	€
M2	0.40	45	8		2.8	5	2.1	2	025.040	16,00
M3	0.50	56	11	18	3.5	6	2.7	2	025.065	12,98
M4	0.70	63	13	21	4.5	6	3.4	2	025.075	13,30
M5	0.80	70	16	25	6.0	8	4.9	2	025.085	13,73
M6	1.00	80	19	30	6.0	8	4.9	3	025.090	13,73
M8	1.25	90	22	35	8.0	9	6.2	3	025.100	16,00
M10	1.50	100	24	39	10.0	11	8	3	025.110	19,90



Acciaio
≤ 500
N/mm²

Acciaio
500-800
N/mm²

CU

ALU

MASCHI A MACCHINA



<p>3.112.626-WF</p>										
d ₁	P	l ₁	l ₂	l ₃	d ₂	l	a	z	Codice	€
M12	1.75	110	28		9.0	10	7	3	230.060	25,25
M14	2.00	110	30		11.0	12	9	3	230.065	31,85
M16	2.00	110	38		12.0	12	9	3	230.070	36,05
M18	2.50	125	34		14.0	14	11	3	230.075	51,70



Acciaio
500-800
N/mm²

CU


ALU

MASCHI A MACCHINA



3.114.220

d ₁	P	l ₁	l ₂	l ₃	d ₂	l	a	z	Codice	€
M3	0.50	40	5		3.5	6	2.7	3	010.065	11,65
M4	0.70	45	7		4.5	6	3.4	3	010.075	11,73
M5	0.80	50	8		6.0	8	4.9	3	010.085	12,27
M6	1.00	56	10		6.0	8	4.9	3	010.090	13,58
M8	1.25	63	13		6.0	8	4.9	3	010.100	14,59
M10	1.50	70	15		7.0	8	5.5	3	010.110	18,10
M12	1.75	75	18		9.0	10	7	3	010.120	22,60



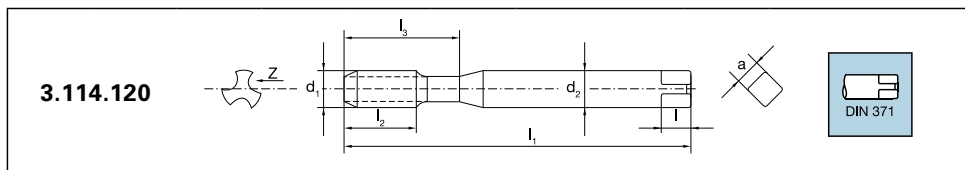


Acciaio
500-800
N/mm²

CU

ALU

MASCHI A MACCHINA



d ₁	P	l ₁	l ₂	l ₃	d ₂	l	a	z	Codice	€
M2	0.40	45	8	10	2.8	5	2.1	2	075.040	16,70
M2.5	0.45	50	9	12.5	2.8	5	2.1	2	075.055	16,40
M3	0.50	56	5	18	3.5	6	2.7	3	075.065	14,59
M4	0.70	63	7	21	4.5	6	3.4	3	075.075	14,59
M5	0.80	70	8	25	6.0	8	4.9	3	075.085	15,15
M6	1.00	80	10	30	6.0	8	4.9	3	075.090	15,55
M8	1.25	90	13	35	8.0	9	6.2	3	075.100	18,10
M10	1.50	100	15	39	10.0	11	8	3	075.110	21,40

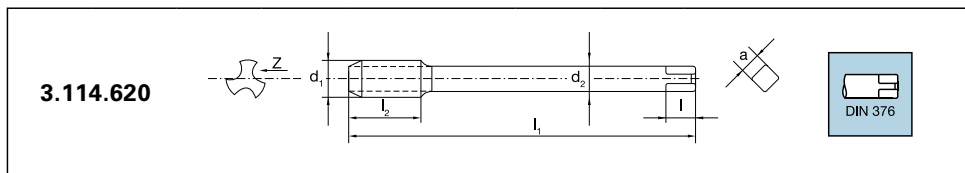
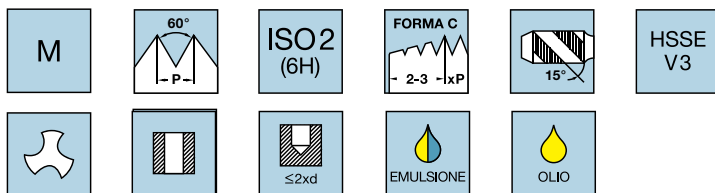


Acciaio
500-800
N/mm²

CU

ALU

MASCHI A MACCHINA



d ₁	P	l ₁	l ₂	l ₃	d ₂	l	a	z	Codice	€
M3	0.50	56	5		2.2			3	280.005	16,05
M4	0.70	63	7		2.8	5	2.1	3	280.015	16,60
M5	0.80	70	8		3.5	6	2.7	3	280.025	17,25
M6	1.00	80	10		4.5	6	3.4	3	280.030	17,25
M8	1.25	90	13		6.0	8	4.9	3	280.040	19,30
M10	1.50	100	15		7.0	8	5.5	3	280.050	23,40
M12	1.75	110	18		9.0	10	7	3	280.060	26,90
M14	2.00	110	20		11.0	12	9	3	280.065	33,85
M16	2.00	110	2		12.0	12	9	3	280.070	37,95
M18	2.50	125	25		14.0	14	11	4	280.075	55,30
M20	2.50	140	25		16.0	15	12	4	280.080	56,80
M22	2.50	140	25		18.0	17	14.5	4	280.085	73,80
M24	3.00	160	30		18.0	17	14.5	4	280.090	72,30
M27	3.00	160	30		20.0	19	16	4	280.095	97,60
M30	3.50	180	35		22.0	21	18	4	280.100	121,50
M33	3.50	180	35		25.0	23	20	4	280.105	173,50
M36	4.00	200	40		28.0	25	22	4	280.110	176,50



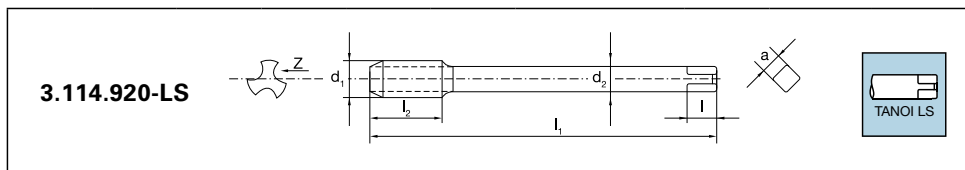
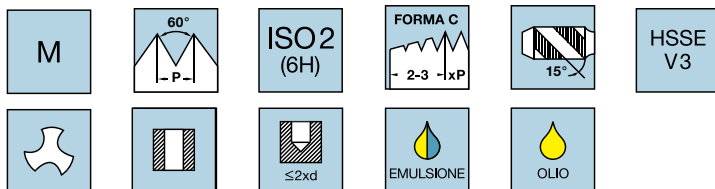
Acciaio
≤ 500
N/mm²

Acciaio
500-800
N/mm²

ALU
Si <10%

CU

MASCHI A MACCHINA



d ₁	P	l ₁	l ₂	l ₃	d ₂	l	a	z	Codice	€
M6	1.00	160	10		4.5	6	3.4	3	445.065	35,90
M8	1.25	180	13		6.0	8	4.9	3	445.070	45,80
M10	1.50	200	15		7.0	8	5.5	3	445.075	54,70
M12	1.75	220	18		9.0	10	7	3	445.080	70,90
M14	2.00	220	20		11.0	12	9	3	445.085	93,70
M16	2.00	220	20		12.0	12	9	3	445.090	110,00

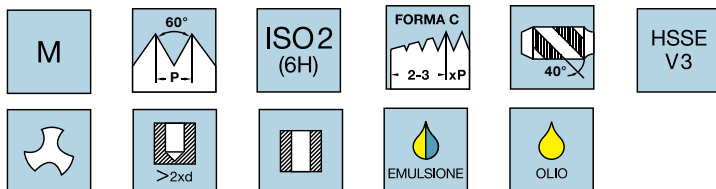


Acciaio
500-800
N/mm²

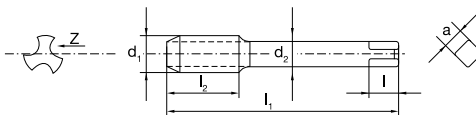
CU

ALU

MASCHI A MACCHINA



3.115.220



d ₁	P	l ₁	l ₂	l ₃	d ₂	l	a	z	Codice	€
M2	0.40	36	8		2.8	5	2.1	2	015.040	16,65
M3	0.50	40	5		3.5	6	2.7	3	015.065	11,65
M4	0.70	45	7		4.5	6	3.4	3	015.075	11,73
M5	0.80	50	8		6.0	8	4.9	3	015.085	12,27
M6	1.00	56	10		6.0	8	4.9	3	015.090	13,58
M8	1.25	63	13		6.0	8	4.9	3	015.100	14,59
M10	1.50	70	15		7.0	8	5.5	3	015.110	18,10
M12	1.75	75	18		9.0	10	7	3	015.120	22,60
M16	2.00	80	20		12.0	12	9	3	015.130	36,95

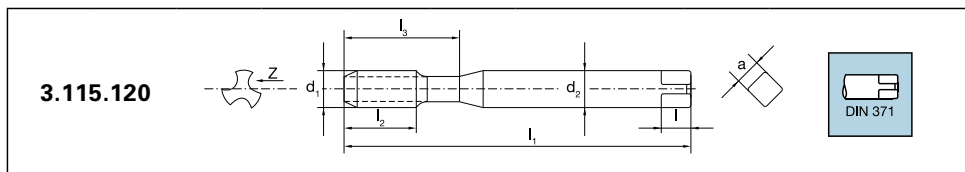


Acciaio
500-800
N/mm²

CU

ALU
Si <10%

MASCHI A MACCHINA



d ₁	P	l ₁	l ₂	l ₃	d ₂	l	a	z	Codice	€
M2	0.40	45	8	10	2.8	5	2.1	2	085.040	16,70
M2.3	0.40	45	9	11.5	2.8	5	2.1	2	085.050	18,25
M2.5	0.45	50	9	12.5	2.8	5	2.1	2	085.055	16,40
M2.6	0.45	50	9	13	2.8	5	2.1	2	085.060	18,05
M3	0.50	56	5	18	3.5	6	2.7	3	085.065	14,59
M3.5	0.60	56	6	20	4.0	6	3	3	085.070	15,55
M4	0.70	63	7	21	4.5	6	3.4	3	085.075	14,59
M5	0.80	70	8	25	6.0	8	4.9	3	085.085	15,15
M6	1.00	80	10	30	6.0	8	4.9	3	085.090	15,55
M8	1.25	90	13	35	8.0	9	6.2	3	085.100	18,10
M10	1.50	100	15	39	10.0	11	8	3	085.110	21,40
M12	1.75	110	18	45	12.0	12	9	3	085.120	24,55

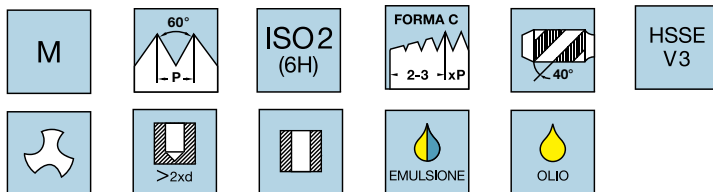


Acciaio
500-800
N/mm²

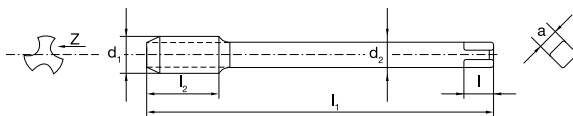
CU

ALU
Si <10%

MASCHI A MACCHINA



3.115.620



d ₁	P	l ₁	l ₂	l ₃	d ₂	l	a	z	Codice	€
M3	0.50	56	5		2.2			3	285.005	16,20
M4	0.70	63	7		2.8	5	2.1	3	285.015	16,60
M5	0.80	70	8		3.5	6	2.7	3	285.025	17,25
M6	1.00	80	10		4.5	6	3.4	3	285.030	17,25
M8	1.25	90	13		6.0	8	4.9	3	285.040	19,30
M10	1.50	100	15		7.0	8	5.5	3	285.050	23,40
M12	1.75	110	18		9.0	10	7	3	285.060	26,90
M14	2.00	110	20		11.0	12	9	3	285.065	33,80
M16	2.00	110	20		12.0	12	9	3	285.070	37,95
M18	2.50	125	25		14.0	14	11	4	285.075	55,30
M20	2.50	140	25		16.0	15	12	4	285.080	56,80
M22	2.50	140	25		18.0	17	14.5	4	285.085	73,80
M24	3.00	160	30		18.0	17	14.5	4	285.090	72,30
M27	3.00	160	30		20.0	19	16	4	285.095	97,60
M30	3.50	180	35		22.0	21	18	4	285.100	121,50
M33	3.50	180	35		25.0	23	20	4	285.105	174,00
M36	4.00	200	40		28.0	25	22	4	285.110	188,50




Acciaio ≤ 500 N/mm ²	Acciaio 500-800 N/mm ²
ALU Si <10%	CU

MASCHI A MACCHINA

M	60° -P-	ISO 2 (6H)	FORMA C - 2-3 -xP	40°	HSSE V3

<p>3.115.920-LS</p>										
d ₁	P	l ₁	l ₂	l ₃	d ₂	l	a	z	Codice	€
M6	1.00	160	10	80	6.0	8	4.7	3	450.110	35,00
<p>3.115.920-LS</p>										
M8	1.25	180	13	90	6.0	8	5.9	3	450.115	44,60
M10	1.50	200	15	100	7.0	8	6.9	3	450.120	54,70
M12	1.75	220	18	110	9.0	10	8.9	3	450.125	70,90
M14	2.00	220	20	110	11.0	12	10.8	3	450.130	93,30
M16	2.00	220	20	110	12.0	12	11.8	3	450.135	109,00



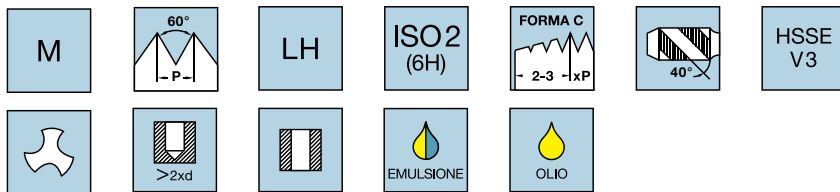


Acciaio
500-800
N/mm²

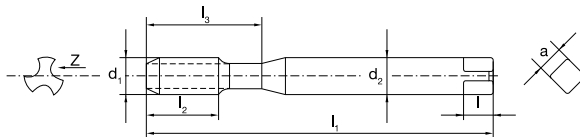
CU

ALU
Si <10%

MASCHI A MACCHINA



3.115.120-LH



d ₁	P	l ₁	l ₂	l ₃	d ₂	l	a	z	Codice	€
M3	0.50	56	5	18	3.5	6	2.7	3	105.065	23,15
M4	0.70	63	7	21	4.5	6	3.4	3	105.075	21,45
M5	0.80	70	8	25	6.0	8	4.9	3	105.085	22,10
M6	1.00	80	10	30	6.0	8	4.9	3	105.090	22,15
M8	1.25	90	13	35	8.0	9	6.2	3	105.100	25,90
M10	1.50	100	15	39	10.0	11	8	3	105.110	30,25

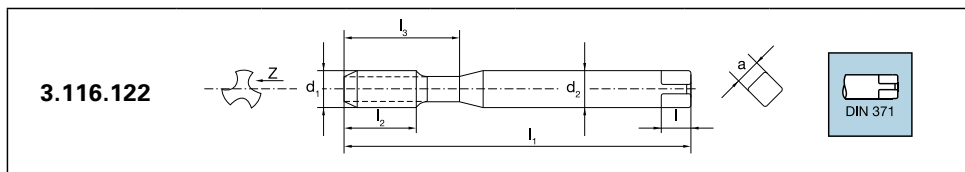
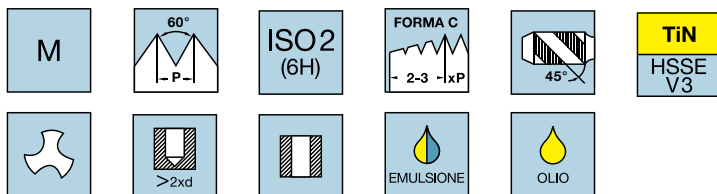


Acciaio
500-800
N/mm²

CU

ALU
Si <10%

MASCHI A MACCHINA



d_1	P	l_1	l_2	l_3	d_2	l	a	z	Codice	€
M3	0.50	56	5	18	3.5	6	2.7	3	100.065	21,90
M4	0.70	63	7	21	4.5	6	3.4	3	100.075	21,90
M5	0.80	70	8	25	6.0	8	4.9	3	100.085	22,70
M6	1.00	80	10	30	6.0	8	4.9	3	100.090	22,65
M8	1.25	90	13	35	8.0	9	6.2	3	100.100	27,30
M10	1.50	100	15	39	10.0	11	8	3	100.110	32,85

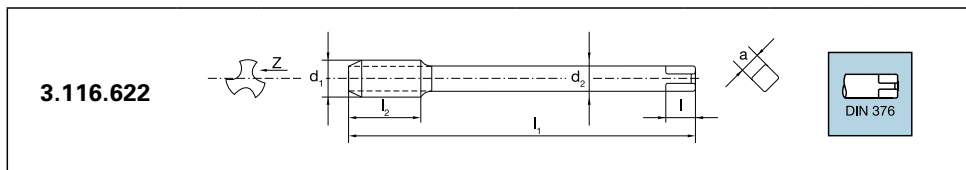
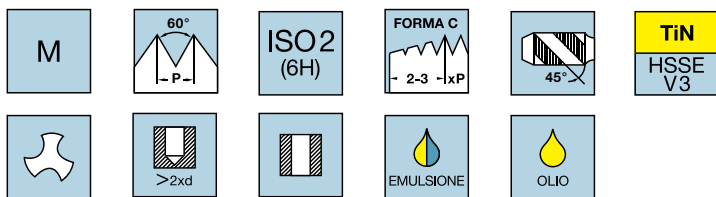


Acciaio
500-800
N/mm²

CU

ALU
Si <10%

MASCHI A MACCHINA



d ₁	P	l ₁	l ₂	l ₃	d ₂	l	a	z	Codice	€
M3	0.50	56	5		2.2			3	300.005	25,85
M4	0.70	63	7		2.8	5	2.1	3	300.015	25,95
M5	0.80	70	8		3.5	6	2.7	3	300.025	26,80
M6	1.00	80	10		4.5	6	3.4	3	300.030	26,80
M8	1.25	90	13		6.0	8	4.9	3	300.040	30,50
M10	1.50	100	15		7.0	8	5.5	3	300.050	38,10
M12	1.75	110	18		9.0	10	7	3	300.060	42,70
M14	2.00	110	20		11.0	12	9	3	300.065	53,40
M16	2.00	110	20		12.0	12	9	3	300.070	61,60
M18	2.50	125	25		14.0	14	11	4	300.075	89,30
M20	2.50	140	25		16.0	15	12	4	300.080	94,00
M22	2.50	140	25		18.0	17	14.5	4	300.085	118,50
M24	3.00	160	30		18.0	17	14.5	4	300.090	123,00
M27	3.00	160	30		20.0	19	16	4	300.095	163,50
M30	3.50	180	35		22.0	21	18	4	300.100	192,50
M33	3.50	180	35		25.0	23	20	4	300.105	272,00
M36	4.00	200	40		28.0	25	22	4	300.110	279,00

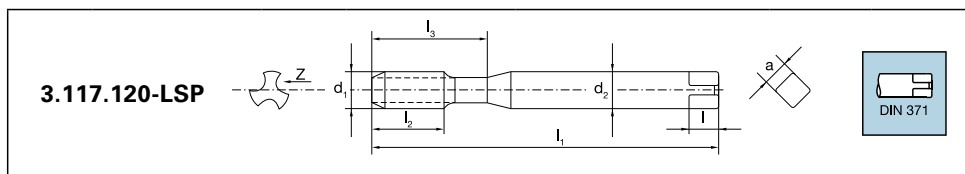
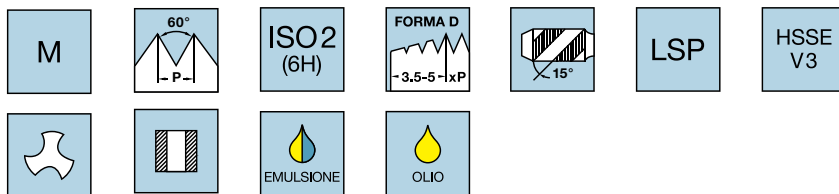


Acciaio
500-800
N/mm²

CU

ALU
Si <10%

MASCHI A MACCHINA



d ₁	P	l ₁	l ₂	l ₃	d ₂	l	a	z	Codice	€
M3	0.50	56	11	18	3.5	6	2.7	3	080.065	14,88
M4	0.70	63	13	21	4.5	6	3.4	3	080.075	14,88
M5	0.80	70	16	25	6.0	8	4.9	3	080.085	15,75
M6	1.00	80	19	30	6.0	8	4.9	3	080.090	16,15
M8	1.25	90	22	35	8.0	9	6.2	3	080.100	18,80
M10	1.50	100	24	39	10.0	11	8	3	080.110	22,20

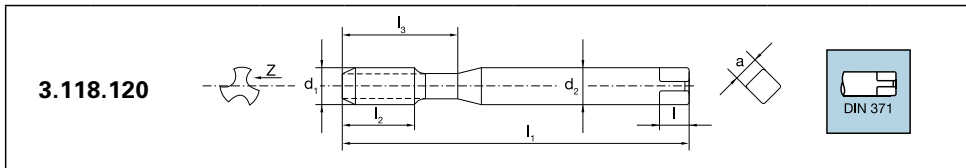
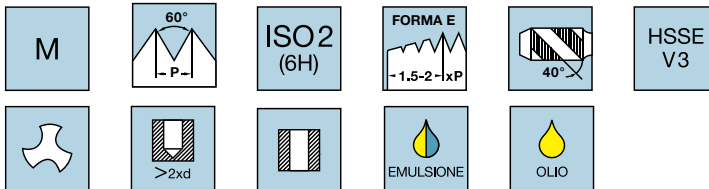


Acciaio
500-800
N/mm²

CU

ALU
Si <10%

MASCHI A MACCHINA



d_1	P	l_1	l_2	l_3	d_2	l	a	z	Codice	€
M3	0.50	56	5	18	3.5	6	2.7	3	095.065	15,55
M4	0.70	63	7	21	4.5	6	3.4	3	095.075	16,00
M5	0.80	70	8	25	6.0	8	4.9	3	095.085	16,70
M6	1.00	80	10	30	6.0	8	4.9	3	095.090	17,05
M8	1.25	90	13	35	8.0	9	6.2	3	095.100	19,35
M10	1.50	100	15	39	10.0	11	8	3	095.110	23,30










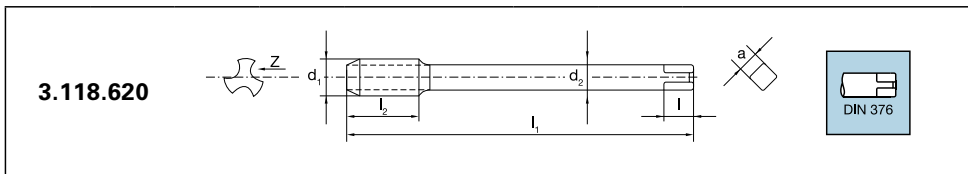
Acciaio
500-800
N/mm²

CU

ALU
Si <10%

MASCHI A MACCHINA

M		ISO2 (6H)	FORMA E 1,5-2-1xP		HSSE V3
					



d ₁	P	l ₁	l ₂	l ₃	d ₂	l	a	z	Codice	€
M12	1.75	110	18		9.0	10	7	3	295.060	28,10
M16	2.00	110	20		12.0	12	9	3	295.070	39,25

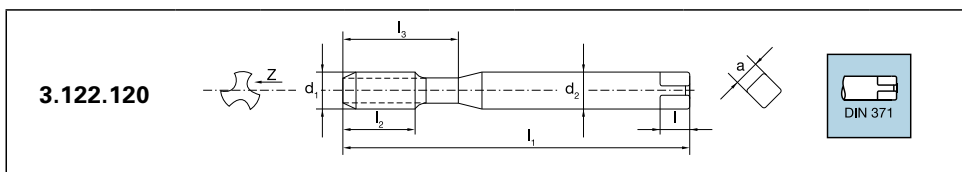
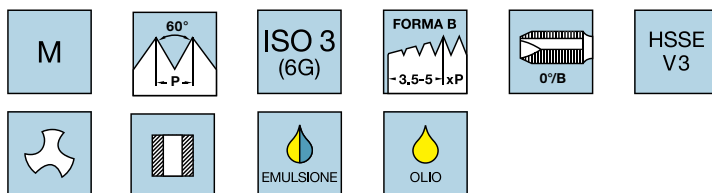


Acciaio
500-800
N/mm²

CU

ALU
Si <10%

MASCHI A MACCHINA



d ₁	P	l ₁	l ₂	l ₃	d ₂	l	a	z	Codice	€
M2	0.40	45	8	10	2.8	5	2.1	2	055.040	17,40
M2.5	0.45	50	9	12	2.8	5	2.1	2	055.055	16,35
M3	0.50	56	11	18	3.5	6	2.7	3	055.065	13,14
M4	0.70	63	13	21	4.5	6	3.4	3	055.075	13,42
M5	0.80	70	16	25	6.0	8	4.9	3	055.085	13,97
M6	1.00	80	19	30	6.0	8	4.9	3	055.090	13,97
M8	1.25	90	22	35	8.0	9	6.2	3	055.100	16,65
M10	1.50	100	24	39	10.0	11	8	3	055.110	20,05

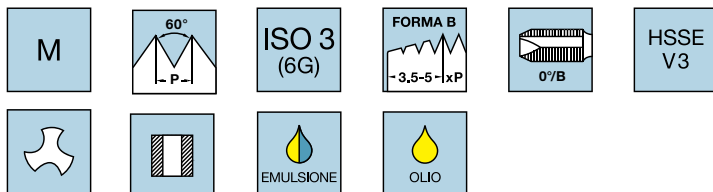


Acciaio
500-800
N/mm²

CU

ALU
Si <10%

MASCHI A MACCHINA



<p>3.122.620</p>										
d ₁	P	l ₁	l ₂	l ₃	d ₂	l	a	z	Codice	€
M12	1.75	110	28		9.0	10	7	3	255.060	25,50
M16	2.00	110	32		12.0	12	9	3	255.070	36,90
M20	2.50	140	34		16.0	15	12	3	255.080	55,30

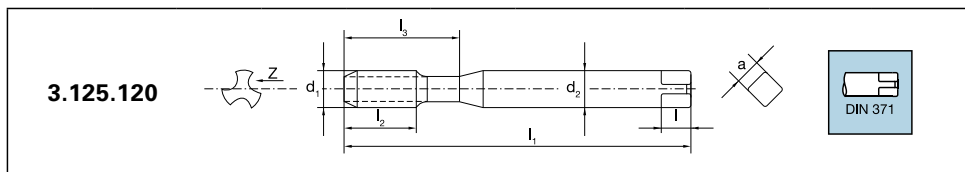
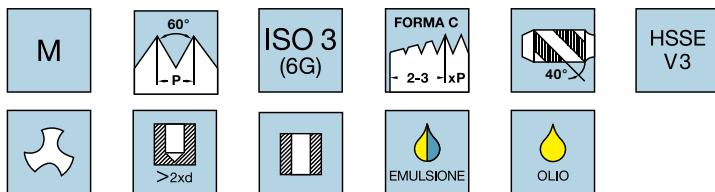


Acciaio
500-800
N/mm²

CU

ALU
Si <10%

MASCHI A MACCHINA



d ₁	P	l ₁	l ₂	l ₃	d ₂	l	a	z	Codice	€
M3	0.50	56	5	18	3.5	6	2.7	3	110.065	15,05
M4	0.70	63	7	21	4.5	6	3.4	3	110.075	15,05
M5	0.80	70	8	25	6.0	8	4.9	3	110.085	15,85
M6	1.00	80	10	30	6.0	8	4.9	3	110.090	16,20
M8	1.25	90	13	35	8.0	9	6.2	3	110.100	18,50
M10	1.50	100	15	39	10.0	11	8	3	110.110	22,10
M12	1.75	110	18	45	12.0	12	9	3	110.120	25,20

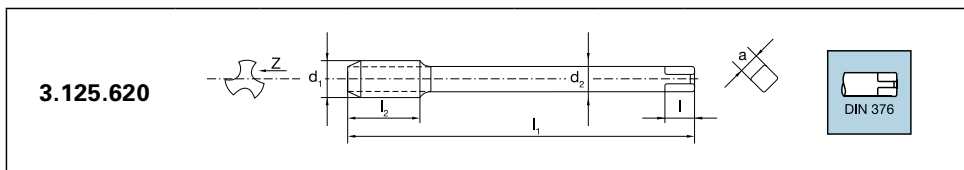
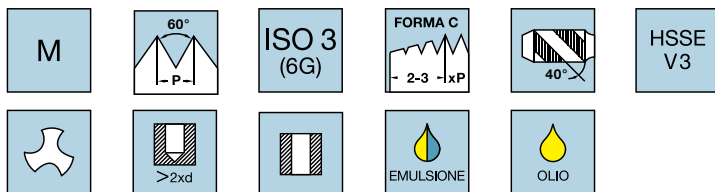


Acciaio
500-800
N/mm²

CU

ALU
Si <10%

MASCHI A MACCHINA



d ₁	P	l ₁	l ₂	l ₃	d ₂	l	a	z	Codice	€
M12	1.75	110	18		9.0	10	7	3	310.060	27,90
M14	2.00	110	20		11.0	12	9	3	310.065	35,55
M16	2.00	110	20		12.0	12	9	3	310.070	38,65
M18	2.50	125	25		14.0	14	11	4	310.075	57,40
M20	2.50	140	25		16.0	15	12	4	310.080	58,90

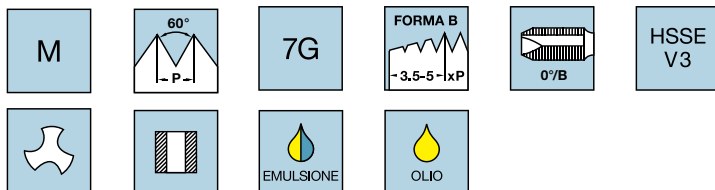


Acciaio
500-800
N/mm²

CU

ALU
Si <10%

MASCHI A MACCHINA



d_1	P	l_1	l_2	l_3	d_2	l	a	z	Codice	€
M3	0.50	56	11	18	3.5	6	2.7	3	060.065	13,93
M4	0.70	63	13	21	4.5	6	3.4	3	060.075	14,03
M5	0.80	70	16	25	6.0	8	4.9	3	060.085	14,59
M6	1.00	80	19	30	6.0	8	4.9	3	060.090	14,59
M8	1.25	90	22	35	8.0	9	6.2	3	060.100	17,35
M10	1.50	100	24	39	10.0	11	8	3	060.110	21,00

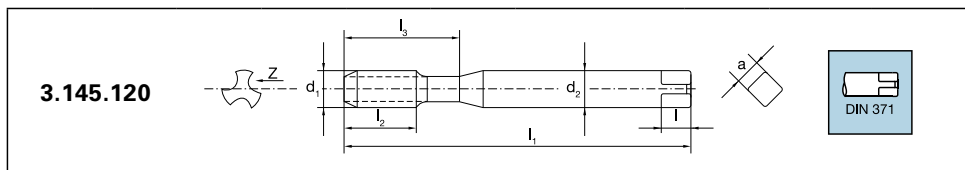
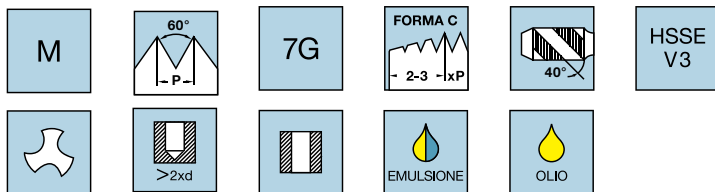


Acciaio
500-800
N/mm²

CU

ALU
Si <10%

MASCHI A MACCHINA



d ₁	P	l ₁	l ₂	l ₃	d ₂	l	a	z	Codice	€
M3	0.50	56	5	18	3.5	6	2.7	3	115.065	15,75
M4	0.70	63	7	21	4.5	6	3.4	3	115.075	15,75
M5	0.80	70	8	25	6.0	8	4.9	3	115.085	16,60
M6	1.00	80	10	30	6.0	8	4.9	3	115.090	16,95
M8	1.25	90	13	35	8.0	9	6.2	3	115.100	19,35
M10	1.50	100	15	39	10.0	11	8	3	115.110	23,10

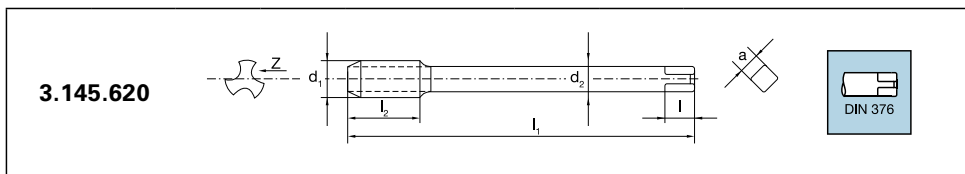
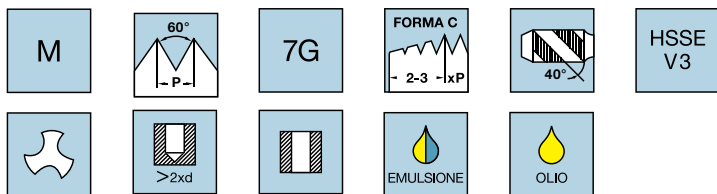


Acciaio
500-800
N/mm²

CU

ALU
Si <10%

MASCHI A MACCHINA



d ₁	P	l ₁	l ₂	l ₃	d ₂	l	a	z	Codice	€
M12	1.75	110	18		9.0	10	7	3	315.060	35,90
M16	2.00	110	20		12.0	12	9	3	315.070	47,50
M20	2.50	140	25		16.0	15	12	4	315.080	65,90



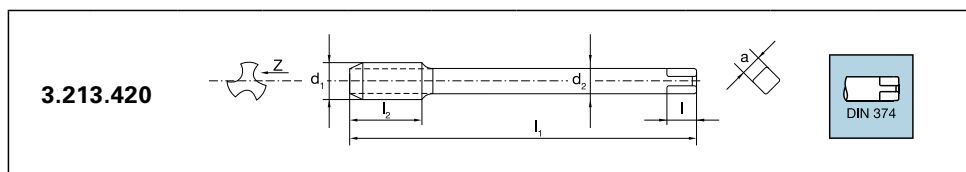
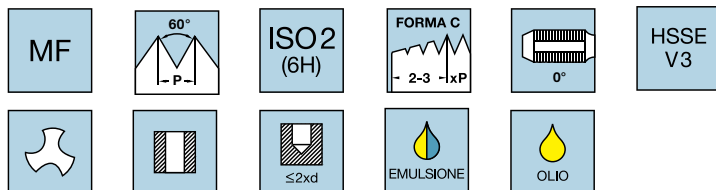
Acciaio
≤ 500
N/mm²

Acciaio
500-800
N/mm²

ALU
Si <10%

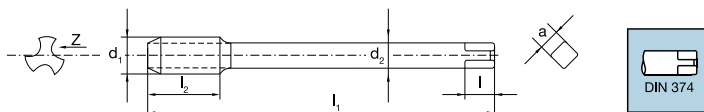
CU

MASCHI A MACCHINA



d ₁	P	l ₁	l ₂	l ₃	d ₂	l	a	z	Codice	€
M3	0.35	56	8		2.2			3	460.015	21,40
M4	0.50	63	10		2.8	5	2.1	3	460.030	20,10
M5	0.50	70	12		3.5	6	2.7	3	460.040	20,50
M6	0.50	80	14		4.5	6	3.4	3	460.045	20,85
M6	0.75	80	14		4.5	6	3.4	4	460.050	20,50
M7	0.75	80	14		5.5	7	4.3	4	460.055	22,70
M8	0.50	80	18		6.0	8	4.9	4	460.060	27,80
M8	0.75	80	18		6.0	8	4.9	4	460.065	22,70
M8	1.00	90	22		6.0	8	4.9	4	460.070	20,50
M9	1.00	90	22		7.0	8	5.5	4	460.075	27,80
M10	0.75	90	20		7.0	8	5.5	4	460.080	30,00
M10	1.00	90	20		7.0	8	5.5	4	460.085	21,15
M10	1.25	100	24		7.0	8	5.5	4	460.090	27,15
M11	1.00	90	20		8.0	9	6.2	4	460.095	33,40
M12	1.00	100	22		9.0	10	7	4	460.100	25,25

3.213.420



d ₁	P	l ₁	l ₂	l ₃	d ₂	l	a	z	Codice	€
M12	1.25	100	22		9.0	10	7	4	460.105	28,10
M12	1.50	100	22		9.0	10	7	4	460.110	25,25
M14	1.00	100	22		11.0	12	9	4	460.120	33,85
M14	1.25	100	22		11.0	12	9	4	460.125	33,85
M14	1.50	100	22		11.0	12	9	4	460.130	32,85
M15	1.00	100	22		12.0	12	9	4	460.135	41,00
M15	1.50	100	22		12.0	12	9	4	460.140	40,20
M16	1.00	100	22		12.0	12	9	4	460.145	39,25
M16	1.50	100	22		12.0	12	9	4	460.150	35,95
M18	1.00	110	25		14.0	14	11	4	460.155	50,20
M18	1.50	110	25		14.0	14	11	4	460.160	46,00
M18	2.00	125	34		14.0	14	11	4	460.165	53,80
M20	1.00	125	25		16.0	15	12	4	460.170	53,80
M20	1.50	125	25		16.0	15	12	4	460.175	50,20
M20	2.00	140	34		16.0	15	12	4	460.180	67,70
M22	1.00	125	25		18.0	17	14.5	4	460.185	76,50
M22	1.50	125	25		18.0	17	14.5	4	460.190	53,80
M22	2.00	140	34		18.0	17	14.5	4	460.195	73,80
M24	1.00	140	28		18.0	17	14.5	4	460.200	79,00
M24	1.50	140	28		18.0	17	14.5	4	460.205	58,90
M24	2.00	140	28		18.0	17	14.5	4	460.210	67,70
M25	1.50	140	28		18.0	17	14.5	4	460.215	64,20
M26	1.50	140	28		18.0	17	14.5	4	460.220	78,00
M27	1.50	140	28		20.0	19	16	4	460.225	91,40
M27	2.00	140	28		20.0	19	16	4	460.230	92,40
M28	1.50	140	28		20.0	19	16	4	460.235	93,50
M30	1.00	150	28		22.0	21	18	4	460.240	115,00
M30	1.50	150	28		22.0	21	18	4	460.245	97,60
M30	2.00	150	28		22.0	21	18	4	460.250	104,50
M32	1.50	150	28		22.0	21	18	6	460.255	116,00
M33	1.50	160	30		25.0	23	20	6	460.260	128,00
M34	1.50	170	30		28.0	25	22	6	460.270	157,00
M35	1.50	170	30		28.0	25	22	6	460.275	159,00
M36	1.50	170	30		28.0	25	22	6	460.280	145,00
									CONTINUA	



Acciaio
≤ 500
N/mm²

Acciaio
500-800
N/mm²

ALU
Si <10%

CU

MASCHI A MACCHINA

MF

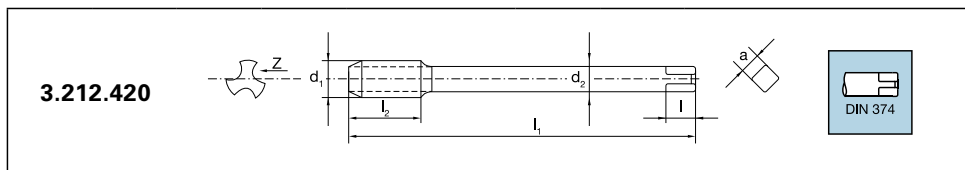


ISO2
(6H)

FORMA B
-3,5-5-xP

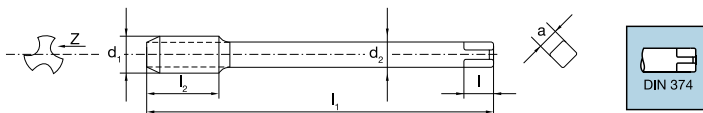


HSSE
V3



d ₁	P	l ₁	l ₂	l ₃	d ₂	l	a	z	Codice	€
M3	0.35	56	8		2.2			3	455.015	23,65
M4	0.50	63	10		2.8	5	2.1	3	455.030	21,55
M5	0.50	70	12		3.5	6	2.7	3	455.040	21,90
M6	0.50	80	14		4.5	6	3.4	3	455.045	22,75
M6	0.75	80	14		4.5	6	3.4	3	455.050	21,90
M7	0.75	80	14		5.5	7	4.3	3	455.055	24,30
M8	0.50	80	18		6.0	8	4.9	3	455.060	32,55
M8	0.75	80	18		6.0	8	4.9	3	455.065	25,25
M8	1.00	90	22		6.0	8	4.9	3	455.070	22,75
M9	1.00	90	22		7.0	8	5.5	3	455.075	29,95
M10	0.75	90	20		7.0	8	5.5	3	455.080	34,45
M10	1.00	90	20		7.0	8	5.5	3	455.085	23,10
M10	1.25	100	24		7.0	8	5.5	3	455.090	27,85
M11	1.00	90	20		8.0	9	6.2	3	455.095	36,35
									CONTINUA	

3.112.420



d ₁	P	l ₁	l ₂	l ₃	d ₂	l	a	z	Codice	€
M12	1.00	100	22		9.0	10	7	3	455.100	27,40
M12	1.25	100	22		9.0	10	7	3	455.105	31,00
M12	1.50	100	22		9.0	10	7	3	455.110	25,95
M14	1.00	100	22		11.0	12	9	3	455.120	37,95
M14	1.25	100	22		11.0	12	9	3	455.125	36,50
M14	1.50	100	22		11.0	12	9	3	455.130	36,50
M15	1.00	100	22		12.0	12	9	3	455.135	44,30
M15	1.50	100	22		12.0	12	9	3	455.140	46,00
M16	1.00	100	22		12.0	12	9	3	455.145	41,30
M16	1.50	100	22		12.0	12	9	3	455.150	39,80
M18	1.00	110	25		14.0	14	11	3	455.155	55,80
M18	1.50	110	25		14.0	14	11	3	455.160	50,40
M18	2.00	125	34		14.0	14	11	3	455.165	58,90
M20	1.00	125	25		16.0	15	12	3	455.170	55,30
M20	1.50	125	25		16.0	15	12	3	455.175	53,80
M20	2.00	140	34		16.0	15	12	3	455.180	72,30
M22	1.00	125	25		18.0	17	14.5	3	455.185	79,00
M22	1.50	125	25		18.0	17	14.5	3	455.190	57,90
M22	2.00	140	34		18.0	17	14.5	3	455.195	79,00
M24	1.00	140	28		18.0	17	14.5	3	455.200	84,20
M24	1.50	140	28		18.0	17	14.5	3	455.205	66,10
M24	2.00	140	28		18.0	17	14.5	3	455.210	71,30
M25	1.50	140	28		18.0	17	14.5	3	455.215	86,90
M26	1.50	140	28		18.0	17	14.5	4	455.220	83,70
M27	1.50	140	28		20.0	19	16	4	455.225	93,50
M27	2.00	140	28		20.0	19	16	4	455.230	95,10
M28	1.50	140	28		20.0	19	16	4	455.235	97,60
M30	1.00	150	28		22.0	21	18	4	455.240	118,50
M30	1.50	150	28		22.0	21	18	4	455.245	103,50
M30	2.00	150	28		22.0	21	18	4	455.250	111,50
M32	1.50	150	30		22.0	21	18	4	455.255	121,50
M33	1.50	160	30		25.0	23	20	4	455.260	135,50
M34	1.50	170	30		28.0	25	22	4	455.270	168,50
M35	1.50	170	30		28.0	25	22	4	455.275	164,00
M36	1.50	170	30		28.0	25	22	4	455.280	151,50



Acciaio
≤ 500
N/mm²

Acciaio
500-800
N/mm²

ALU
Si <10%

CU

MASCHI A MACCHINA

MF

60°
-P-

ISO2
(6H)

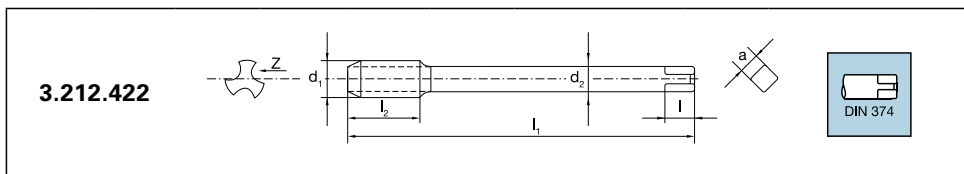
FORMA B
-3.5-5-xP

0°/B


TiN
HSSE
V3

EMULSIONE

OLIO



d ₁	P	l ₁	l ₂	l ₃	d ₂	l	a	z	Codice	€
M6	0.75	80	14		4.5	6	3.4	3	465.050	30,05
M8	1.00	90	22		6.0	8	4.9	3	465.070	32,35
M10	1.00	90	20		7.0	8	5.5	3	465.085	35,10
M12	1.50	100	22		9.0	10	7	3	465.110	39,10
M16	1.50	100	22		12.0	12	9	3	465.150	60,40





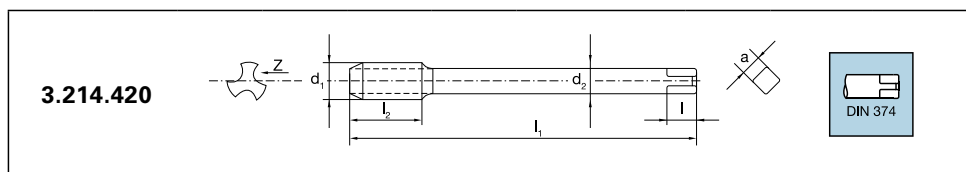
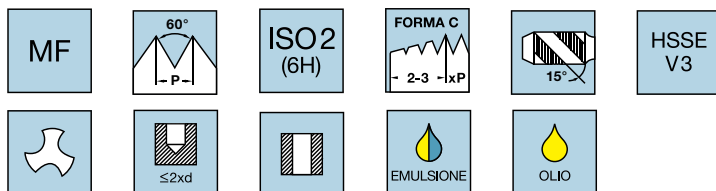
Acciaio
≤ 500
N/mm²

Acciaio
500-800
N/mm²

ALU
Si <10%

CU

MASCHI A MACCHINA



d ₁	P	l ₁	l ₂	l ₃	d ₂	l	a	z	Codice	€
M4	0.50	63	6		2.8	5	2.1	3	475.030	23,15
M5	0.50	70	7		3.5	6	2.7	3	475.040	23,40
M6	0.75	80	8		4.5	6	3.4	3	475.050	25,20
M8	0.75	80	10		6.0	8	4.9	3	475.065	25,70
M8	1.00	90	10		6.0	8	4.9	3	475.070	23,40
M10	1.00	90	12		7.0	8	5.5	3	475.085	25,20
M10	1.25	100	12		7.0	8	5.5	3	475.090	35,65
M12	1.00	100	14		9.0	10	7	3	475.100	30,25
M12	1.25	100	14		9.0	10	7	3	475.105	39,50
M12	1.50	100	14		9.0	10	7	3	475.110	28,60
M14	1.00	100	16		11.0	12	9	3	475.120	40,60
M14	1.25	100	16		11.0	12	9	3	475.125	41,40
M14	1.50	100	16		11.0	12	9	3	475.130	39,25
M16	1.00	100	16		12.0	12	9	3	475.145	48,00
M16	1.50	100	16		12.0	12	9	3	475.150	46,80



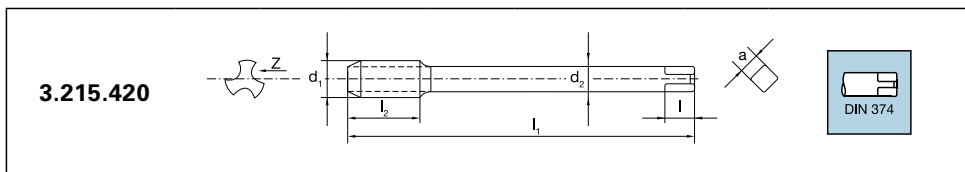
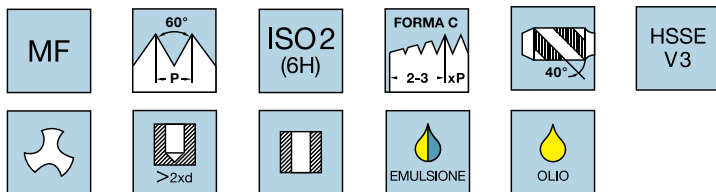
Acciaio
≤ 500
N/mm²

Acciaio
500-800
N/mm²

ALU
Si <10%

CU

MASCHI A MACCHINA



d ₁	P	l ₁	l ₂	l ₃	d ₂	l	a	z	Codice	€
M3	0.35	56	4		2.2			3	480.015	25,00
M4	0.50	63	6		2.8	5	2.1	3	480.030	23,55
M5	0.50	70	7		3.5	6	2.7	3	480.040	23,90
M6	0.50	80	8		4.5	6	3.4	3	480.045	24,75
M6	0.75	80	8		4.5	6	3.4	3	480.050	25,70
M8	0.75	80	10		6.0	8	4.9	3	480.065	25,70
M8	1.00	90	10		6.0	8	4.9	3	480.070	23,65
M10	1.00	90	12		7.0	8	5.5	3	480.085	25,45
M10	1.25	100	12		7.0	8	5.5	3	480.090	36,00
M12	1.00	100	14		9.0	10	7	3	480.100	30,50
M12	1.25	100	14		9.0	10	7	3	480.105	39,80
M12	1.50	100	14		9.0	10	7	3	480.110	28,60
M14	1.00	100	16		11.0	12	9	3	480.120	40,60
M14	1.25	100	16		11.0	12	9	3	480.125	41,30
M14	1.50	100	16		11.0	12	9	3	480.130	39,30

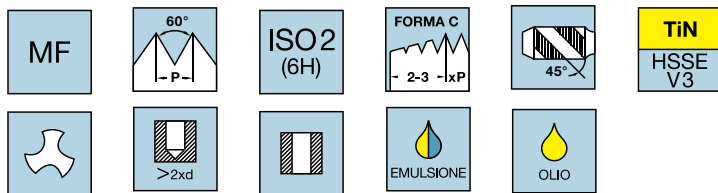


Acciaio
500-800
N/mm²

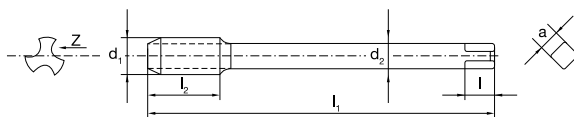
CU

ALU
Si <10%

MASCHI A MACCHINA



3.216.422



d ₁	P	l ₁	l ₂	l ₃	d ₂	l	a	z	Codice	€
M6	0.75	80	8		4.5	6	3.4	3	485.050	33,75
M8	1.00	90	10		6.0	8	4.9	3	485.070	33,45
M10	1.00	90	12		7.0	8	5.5	3	485.085	37,65
M12	1.50	100	14		9.0	10	7	3	485.110	42,00
M16	1.50	100	16		12.0	12	9	3	485.150	67,30



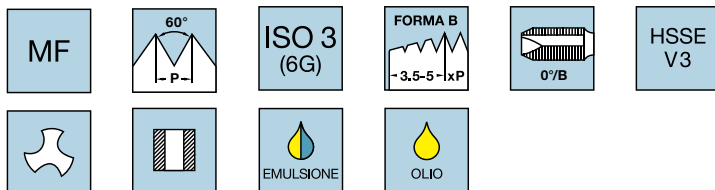
Acciaio
≤ 500
N/mm²

Acciaio
500-800
N/mm²

ALU
Si <10%

CU

MASCHI A MACCHINA



3.222.420										
d ₁	P	l ₁	l ₂	l ₃	d ₂	l	a	z	Codice	€
M6	0.75	80	14		4.5	6	3.4	3	470.050	24,05
M8	1.00	90	22		6.0	8	4.9	3	470.070	25,00
M10	1.00	90	20		7.0	8	5.5	3	470.085	25,50
M12	1.50	100	22		9.0	10	7	3	470.110	28,65
M14	1.50	100	22		11.0	12	9	3	470.130	40,80
M16	1.50	100	22		12.0	12	9	3	470.150	44,40
M18	1.50	110	25		14.0	14	11	3	470.160	55,80
M20	1.50	125	25		16.0	15	12	3	470.175	59,40



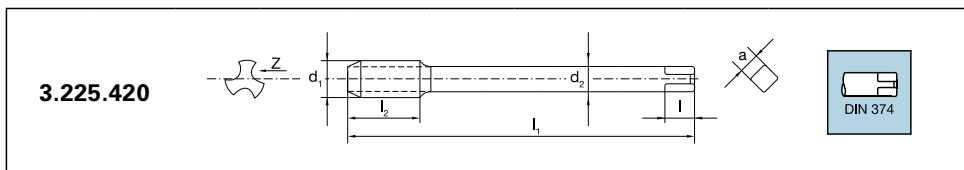
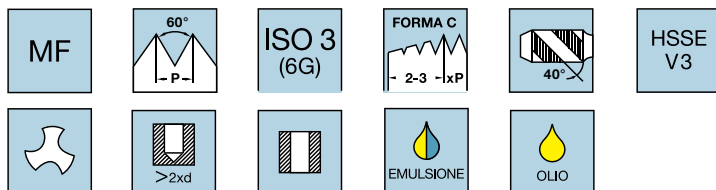
Acciaio
≤ 500
N/mm²

Acciaio
500-800
N/mm²


ALU
Si <10%

CU

MASCHI A MACCHINA



d ₁	P	l ₁	l ₂	l ₃	d ₂	l	a	z	Codice	€
M6	0.75	80	8		4.5	6	3.4	3	490.050	28,10
M8	1.00	90	10		6.0	8	4.9	3	490.070	25,95
M10	1.00	90	12		7.0	8	5.5	3	490.085	28,10
M12	1.50	100	14		9.0	10	7	3	490.110	31,45
M14	1.50	100	16		11.0	12	9	3	490.130	43,70
M16	1.50	100	16		12.0	12	9	3	490.150	51,40
M18	1.50	110	20		14.0	14	11	4	490.160	65,10
M20	1.50	125	20		16.0	15	12	4	490.175	65,10





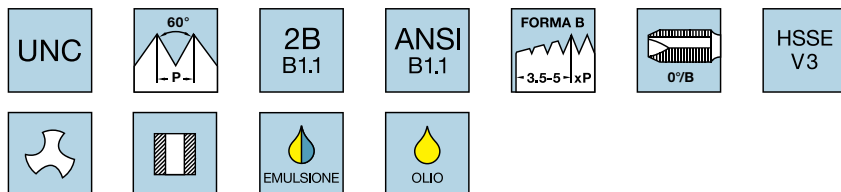
Acciaio
≤ 500
N/mm²

Acciaio
500-800
N/mm²

CU

ALU
Si <10%

MASCHI A MACCHINA



d_1	Filetti x pollice	l_1	l_2	l_3	d_2	l	a	z	Codice	€
No.1	64	50	8	9	2.8	5	2.1	2	580.005	24,00
No.2	56	50	9	10	2.8	5	2.1	2	580.010	21,05
No.3	48	50	9	10	2.8	5	2.1	2	580.015	18,85
No.4	40	56	11	18	3.5	6	2.7	2	580.020	17,05
No.5	40	56	11	18	3.5	6	2.7	3	580.025	17,05
No.6	32	56	13	19	4.0	6	3	3	580.030	16,25
No.8	32	63	13	19	4.5	6	3.4	3	580.035	16,25
No.10	24	70	16	20	6.0	8	4.9	3	580.040	17,05
No.12	24	80	17	29	6.0	8	4.9	3	580.045	20,10
1/4	20	80	19	30	7.0	8	5.5	3	580.050	18,30
5/16	18	90	22	34	8.0	9	6.2	3	580.055	20,75
3/8	16	90	22	35	9.0	10	7	3	580.060	23,15



Acciaio
≤ 500
N/mm²

Acciaio
500-800
N/mm²

CU

ALU
Si <10%

MASCHI A MACCHINA

UNC



2B
B1.1

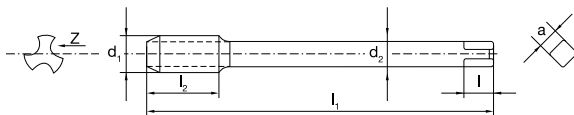
ANSI
B1.1



HSSE
V3



3.392.620



d ₁	Filetti x pollice	l ₁	l ₂	l ₃	d ₂	l	a	z	Codice	€
7/16	14	100	24		8.0	8	6.2	3	585.065	28,85
1/2	13	110	29		9.0	10	7	3	585.070	31,20
9/16	12	110	30		11.0	12	9	3	585.075	45,50
5/8	11	110	32		12.0	12	9	3	585.080	40,60
3/4	10	125	34		14.0	14	11	3	585.085	52,70
7/8	9	140	34		18.0	17	14.5	3	585.090	64,10
1	8	160	38		18.0	17	14.5	3	585.095	83,70



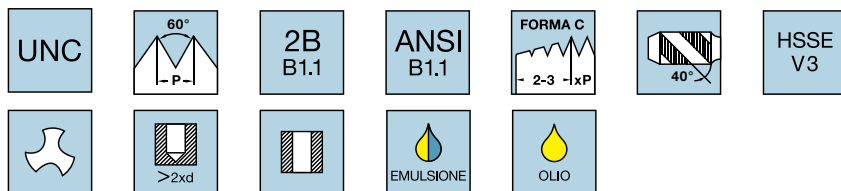
Acciaio
≤ 500
N/mm²

Acciaio
500-800
N/mm²

CU

ALU
Si <10%

MASCHI A MACCHINA



3.395.120										
d_1	Filetti x pollice	l_1	l_2	l_3	d_2	l	a	z	Codice	€
No.2	56	50	9	10	2.8	5	1.7	2	590.010	21,75
No.3	48	50	9	10	2.8	5	1.9	2	590.015	20,75
No.4	40	56	11	18	3.5	6	2.2	2	590.020	18,30
No.5	40	56	7	18	3.5	6	2.4	3	590.025	18,30
No.6	32	56	8	19	4.0	6	2.6	3	590.030	17,90
No.8	32	63	8	19	4.5	6	3.2	3	590.035	17,90
No.10	24	70	11	20	6.0	8	3.6	3	590.040	18,85
No.12	24	80	11	29	6.0	8	4.3	3	590.045	21,45
1/4	20	80	13	30	7.0	8	4.6	3	590.050	20,75
5/16	18	90	15	34	8.0	9	5.9	3	590.055	21,75
3/8	16	90	16	35	9.0	10	6.9	3	590.060	24,00



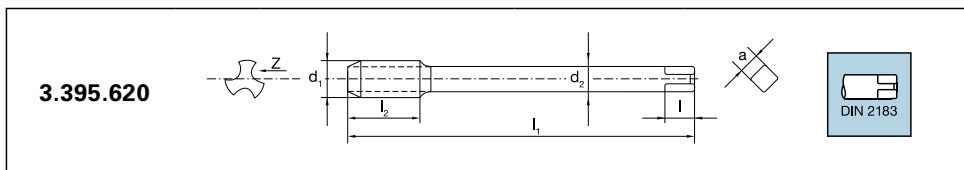
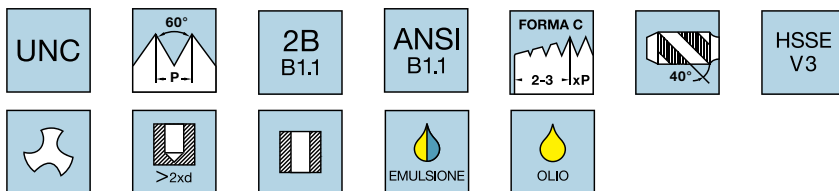
Acciaio
≤ 500
N/mm²

Acciaio
500-800
N/mm²

CU

ALU
Si <10%

MASCHI A MACCHINA



d ₁	Filetti x pollice	l ₁	l ₂	l ₃	d ₂	l	a	z	Codice	€
7/16	14	100	22	40	8.0	8	6.2	3	595.065	33,85
1/2	13	110	23	44	9.0	10	7	3	595.070	33,35
9/16	12	110	25	44	11.0	12	9	3	595.075	46,40
5/8	11	110	28	44	12.0	12	9	3	595.080	44,40
3/4	10	125	30	50	14.0	14	11	4	595.085	55,30
7/8	9	140	34	56	18.0	17	14.5	4	595.090	70,30
1	8	160	38	64	18.0	17	14.5	4	595.095	92,40



Acciaio
≤ 500
N/mm²

Acciaio
500-800
N/mm²

ALU
Si <10%

CU

MASCHI A MACCHINA

UNC

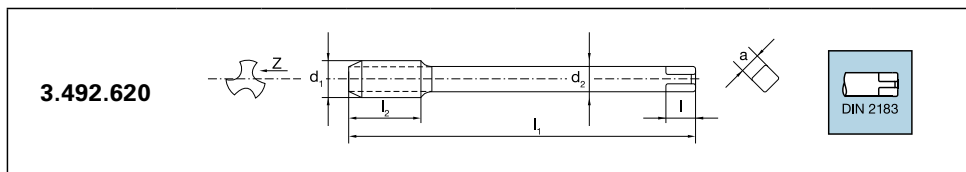


2B
B1.1

ANSI
B1.1



HSSE
V3



d ₁	Filetti x pollice	l ₁	l ₂	l ₃	d ₂	l	a	z	Codice	€
No.4	48	56	11		2.2			3	620.025	21,80
No.5	44	56	11		2.2			3	620.030	20,10
No.6	40	56	13		2.5	5	2.1	3	620.035	19,85
No.8	36	63	13		2.8	5	2.1	3	620.040	18,85
No.10	32	70	16		3.5	6	2.7	3	620.045	20,50
No.12	28	80	17		4.0	6	3	3	620.050	22,70
1/4	28	80	19		4.5	6	3.4	3	620.055	22,10
5/16	24	90	22		6.0	8	4.9	3	620.060	23,85
3/8	24	90	22		7.0	8	5.5	3	620.065	25,75
7/16	20	100	20		8.0	9	6.2	3	620.070	32,85
1/2	20	100	22		9.0	10	7	3	620.075	31,20
9/16	18	100	22		11.0	12	9	3	620.080	46,80
5/8	18	100	22		12.0	12	9	3	620.085	42,90
3/4	16	110	25		14.0	14	11	3	620.090	55,30
7/8	14	125	25		18.0	17	14.5	3	620.095	70,30



Acciaio
≤ 500
N/mm²

Acciaio
500-800
N/mm²

ALU
Si <10%

CU

MASCHI A MACCHINA

UNC

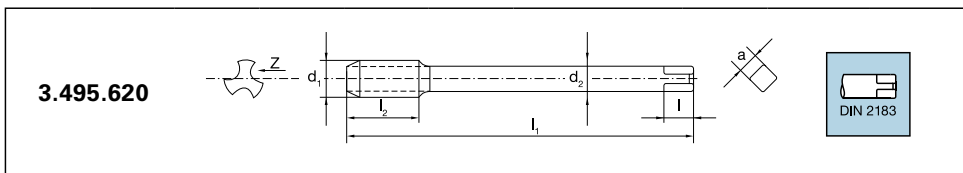


2B
B1.1

ANSI
B1.1



HSSE
V3



d ₁	Filetti x pollice	l ₁	l ₂	l ₃	d ₂	l	a	z	Codice	€
No.4	48	56	7		2.2			2	625.025	21,05
No.5	44	56	7		2.2			3	625.030	20,75
No.6	40	56	7		2.5	5	2.1	3	625.035	21,05
No.8	36	63	7		2.8	5	2.1	3	625.040	21,05
No.10	32	70	9		3.5	6	2.7	3	625.045	21,75
No.12	28	80	9		4.0	6	3	3	625.050	24,00
1/4	28	80	11		4.5	6	3.4	3	625.055	24,80
5/16	24	90	12		6.0	8	4.9	3	625.060	25,75
3/8	24	90	13		7.0	8	5.5	3	625.065	26,40
7/16	20	100	15		8.0	9	6.2	3	625.070	34,35
1/2	20	100	16		9.0	10	7	3	625.075	33,85
9/16	18	100	17		11.0	12	9	3	625.080	50,20
5/8	18	100	19		12.0	12	9	3	625.085	45,50
3/4	16	110	21		14.0	14	11	4	625.090	58,90
7/8	14	125	23		18.0	17	14.5	4	625.095	72,30
1	12	125	25		18.0	17	14.5	4	625.100	100,50



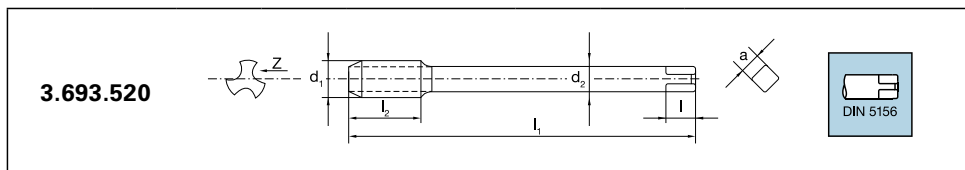
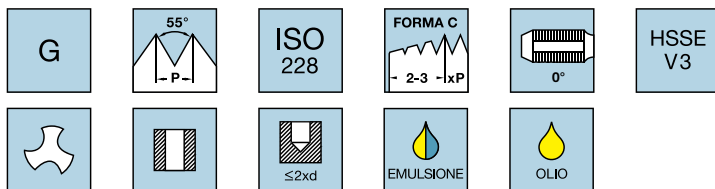
Acciaio
≤ 500
N/mm²

Acciaio
500-800
N/mm²

ALU
Si <10%

CU

MASCHI A MACCHINA



d ₁	Filetti x pollice	l ₁	l ₂	l ₃	d ₂	l	a	z	Codice	€
G1/8	28	90	20		7	8	5.5	4	550.005	23,35
G1/4	19	100	22		11	12	9	4	550.010	31,20
G3/8	19	100	22		12	12	9	4	550.015	39,25
G1/2	14	125	25		16	15	12	4	550.020	52,70
G5/8	14	125	25		18	17	14.5	4	550.025	66,10
G3/4	14	140	28		20	19	16	4	550.030	82,10
G7/8	14	150	28		22	21	18	4	550.035	109,50
G1	11	160	30		25	23	20	4	550.040	120,50
G1 1/8	11	170	30		28	25	22	4	550.045	166,50
G1 1/4	11	170	30		32	27	24	6	550.050	200,00
G1 3/8	11	180	32		36	32	29	6	550.055	245,00
G1 1/2	11	190	32		36	32	29	6	550.060	272,00
G1 3/4	11	200	40		40	35	32	6	550.065	368,00
G2	11	220	40		45	38	35	6	550.070	422,00



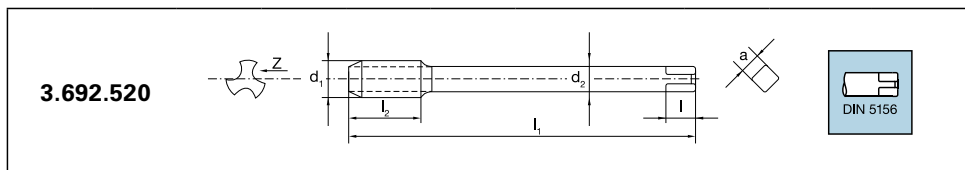
Acciaio
≤ 500
N/mm²

Acciaio
500-800
N/mm²

ALU

CU

MASCHI A MACCHINA



d ₁	Filetti x pollice	l ₁	l ₂	l ₃	d ₂	l	a	z	Codice	€
G1/8	28	90	20		7	8	5.5	3	545.005	24,00
G1/4	19	100	22		11	12	9	3	545.010	33,85
G3/8	19	100	22		12	12	9	3	545.015	41,30
G1/2	14	125	25		16	15	12	3	545.020	55,30
G5/8	14	125	25		18	17	14.5	4	545.025	70,30
G3/4	14	140	28		20	19	16	4	545.030	87,80
G7/8	14	150	28		22	21	18	4	545.035	114,00
G1	11	160	30		25	23	20	4	545.040	123,00
G1 1/8	11	170	30		28	25	22	4	545.045	170,50
G1 1/4	11	170	30		32	27	24	4	545.050	204,50
G1 3/8	11	180	32		36	32	29	4	545.055	250,50
G1 1/2	11	190	32		36	32	29	4	545.060	286,00



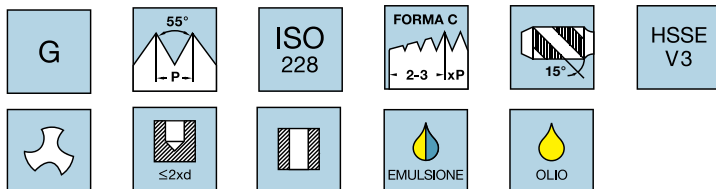
Acciaio
≤ 500
N/mm²

Acciaio
500-800
N/mm²

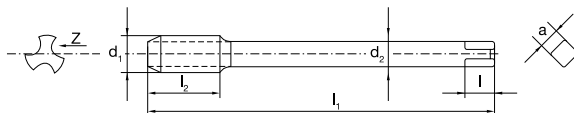
ALU

CU

MASCHI A MACCHINA



3.694.520



d ₁	Filetti x pollice	l ₁	l ₂	l ₃	d ₂	l	a	z	Codice	€
G1/8	28	90	20		7	8	5.5	3	555.005	27,40
G1/4	19	100	22		11	12	9	3	555.010	39,25
G3/8	19	100	22		12	12	9	3	555.015	45,50
G1/2	14	125	25		16	15	12	4	555.020	58,90
G5/8	14	125	25		18	17	14.5	4	555.025	74,40
G3/4	14	140	28		20	19	16	4	555.030	94,00
G7/8	14	150	28		22	21	18	4	555.035	126,00
G1	11	160	30		25	23	20	4	555.040	146,00



Acciaio
≤ 500
N/mm²

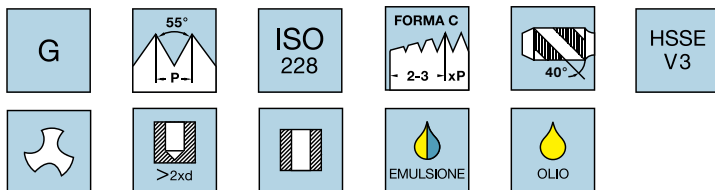
Acciaio
500-800
N/mm²

CU

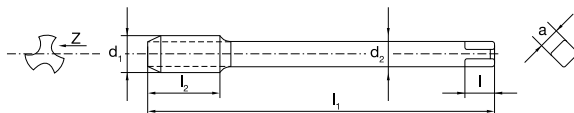
ALU

ALU
Si >10%

MASCHI A MACCHINA



3.695.520



d ₁	Filetti x pollice	l ₁	l ₂	l ₃	d ₂	l	a	z	Codice	€
G1/8	28	90	20		7	8	5.5	4	560.005	27,40
G1/4	19	100	22		11	12	9	4	560.010	39,25
G3/8	19	100	22		12	12	9	4	560.015	45,50
G1/2	14	125	25		16	15	12	4	560.020	58,90
G5/8	14	125	25		18	17	14.5	4	560.025	74,40
G3/4	14	140	28		20	19	16	4	560.030	94,00
G7/8	14	150	28		22	21	18	4	560.035	126,00
G1	11	160	30		25	23	20	4	560.040	146,00
G1 1/8	11	170	30		28	25	22	4	560.045	190,00
G1 1/4	11	170	30		32	27	24	4	560.050	229,00
G1 3/8	11	180	32		36	32	29	4	560.055	282,00
G1 1/2	11	190	32		36	32	29	4	560.060	324,00



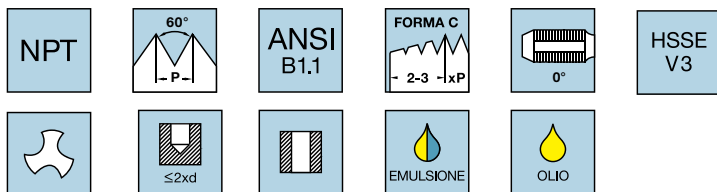
Acciaio
≤ 500
N/mm²

Acciaio
500-800
N/mm²


CU

ALU

MASCHI A MACCHINA



3.793.920										
d ₁	Filetti x pollice	l ₁	l ₂	l ₃	d ₂	l	a	z	Codice	€
1/16	27	56	14		6.0	8	4.9	4	645.005	28,60
1/8	27	63	15		7.0	8	5.5	4	645.010	32,85
1/4	18	63	21		11.0	12	9	4	645.015	39,25
3/8	18	70	21		12.0	12	9	4	645.020	46,80
1/2	14	80	27		16.0	15	12	4	645.025	63,50
3/4	14	100	27		20.0	19	16	5	645.030	83,70
1	11	110	32		25.0	23	20	5	645.035	120,50



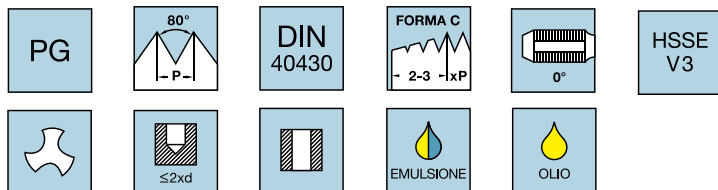
Acciaio
≤ 500
N/mm²

Acciaio
500-800
N/mm²


CU

ALU

MASCHI A MACCHINA



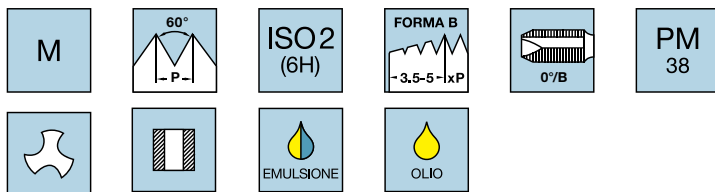
3.893.920										
d ₁	Filetti x pollice	l ₁	l ₂	l ₃	d ₂	l	a	z	Codice	€
7	20	70	22		9.0	10	8.9	4	640.015	49,70
9	18	70	22		12.0	12	11.8	4	640.020	62,60
11	18	80	22		14.0	14	13.8	4	640.025	71,00
13.5	18	80	22		16.0	15	15.8	4	640.030	79,50
16	18	80	22		18.0	17	17.8	4	640.035	92,90
21	16	90	22		22.0	21	21.8	4	640.005	141,00
29	16	100	25		28.0	25	27.8	4	640.010	210,00



Acciaio
800-1300
N/mm²



MASCHI A MACCHINA

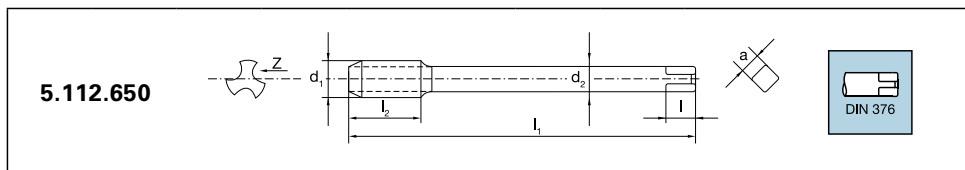
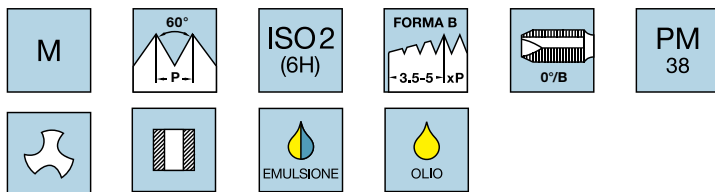


d_1	P	l_1	l_2	l_3	d_2	l	a	z	Codice	€
M2.5	0.45	50	9		2.8	5	2.1	2	830.055	25,80
M3	0.50	56	11	18	3.5	6	2.7	3	830.065	20,95
M3.5	0.60	56	12	20	4.0	6	3	3	830.070	23,70
M4	0.70	63	13	21	4.5	6	3.4	3	830.075	21,65
M5	0.80	70	16	25	6.0	8	4.9	3	830.085	22,15
M6	1.00	80	19	30	6.0	8	4.9	3	830.090	22,15
M8	1.25	90	22	35	8.0	9	6.2	3	830.100	25,80
M10	1.50	100	24	39	10.0	11	8	3	830.110	32,05

Acciaio
800-1300
N/mm²



MASCHI A MACCHINA

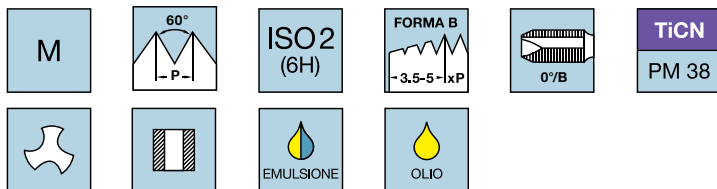


d ₁	P	l ₁	l ₂	l ₃	d ₂	l	a	z	Codice	€
M12	1.75	110	28		9.0	10	7	3	831.060	40,60
M14	2.00	110	30		11.0	12	9	3	831.065	51,40
M16	2.00	110	32		12.0	12	9	4	831.070	58,40
M18	2.50	125	34		14.0	14	11	4	831.075	83,20
M20	2.50	140	34		16.0	15	12	4	831.080	86,30
M22	2.50	140	34		18.0	17	14.5	4	831.085	119,50
M24	3.00	160	38		18.0	17	14.5	4	831.090	115,50
M27	3.00	160	38		20.0	19	16	4	831.095	153,00
M30	3.50	180	45		22.0	21	18	4	831.100	184,50

Acciaio
800-1300
N/mm²



MASCHI A MACCHINA

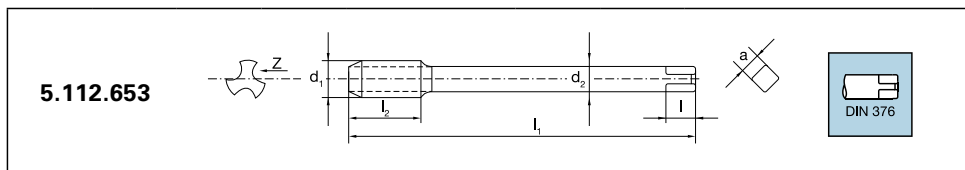
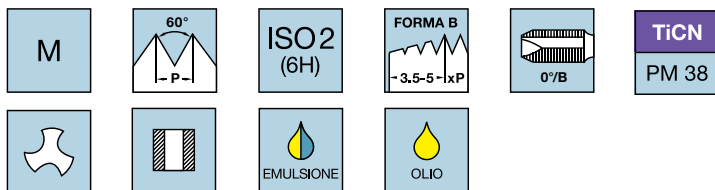


d_1	P	l_1	l_2	l_3	d_2	l	a	z	Codice	€
M2.5	0.45	50	9		2.8	5	2.1	2	835.055	32,85
M3	0.50	56	11	18	3.5	6	2.7	3	835.065	26,10
M3.5	0.60	56	12	20	4.0	6	3	3	835.070	32,40
M4	0.70	63	13	21	4.5	6	3.4	3	835.075	27,85
M5	0.80	70	16	25	6.0	8	4.9	3	835.085	28,75
M6	1.00	80	19	30	6.0	8	4.9	3	835.090	34,60
M8	1.25	90	22	35	8.0	9	6.2	3	835.100	42,50
M10	1.50	100	24	39	10.0	11	8	3	835.110	50,40

Acciaio
800-1300
N/mm²



MASCHI A MACCHINA

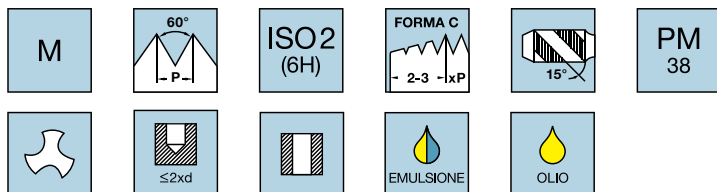


d ₁	P	l ₁	l ₂	l ₃	d ₂	l	a	z	Codice	€
M12	1.75	110	28		9.0	10	7	3	836.060	65,10
M14	2.00	110	30		11.0	12	9	3	836.065	81,60
M16	2.00	110	32		12.0	12	9	4	836.070	91,90
M18	2.50	125	34		14.0	14	11	4	836.075	124,00
M20	2.50	140	34		16.0	15	12	4	836.080	131,00
M22	2.50	140	34		18.0	17	14.5	4	836.085	172,00
M24	3.00	160	38		18.0	17	14.5	4	836.090	215,00
M27	3.00	160	38		20.0	19	16	4	836.095	324,00
M30	3.50	180	45		22.0	21	18	4	836.100	387,00

Acciaio
800-1300
N/mm²



MASCHI A MACCHINA

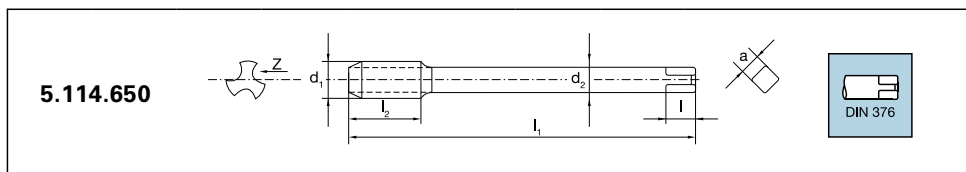
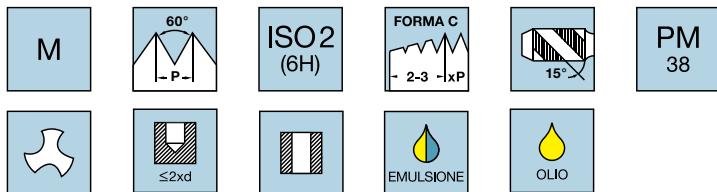


d_1	P	l_1	l_2	l_3	d_2	l	a	z	Codice	€
M2.5	0.45	50	9		2.8	5	2.1	2	840.055	26,85
M3	0.50	56	5	18	3.5	6	2.7	3	840.065	24,80
M3.5	0.60	56	6	20	4.0	6	3	3	840.070	26,35
M4	0.70	63	7	21	4.5	6	3.4	3	840.075	24,80
M5	0.80	70	8	25	6.0	8	4.9	3	840.085	25,95
M6	1.00	80	10	30	6.0	8	4.9	3	840.090	26,05
M8	1.25	90	13	35	8.0	9	6.2	3	840.100	30,50
M10	1.50	100	15	39	10.0	11	8	3	840.110	36,20

Acciaio
800-1300
N/mm²



MASCHI A MACCHINA

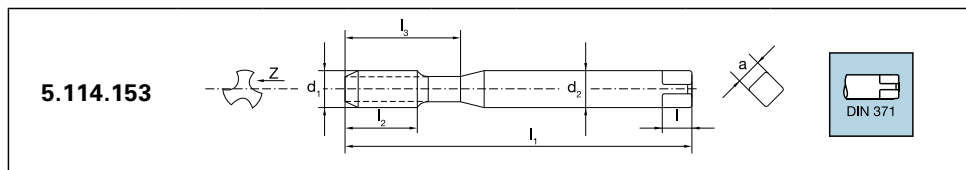
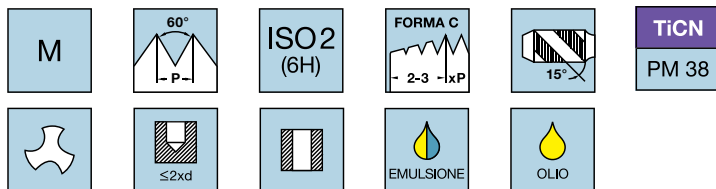


d ₁	P	l ₁	l ₂	l ₃	d ₂	l	a	z	Codice	€
M12	1.75	110	18		9.0	10	7	3	841.060	46,20
M14	2.00	110	20		11.0	12	9	3	841.065	58,20
M16	2.00	110	20		12.0	12	9	3	841.070	64,60
M18	2.50	125	25		14.0	14	11	4	841.075	94,40
M20	2.50	140	25		16.0	15	12	4	841.080	96,60
M22	2.50	140	25		18.0	17	14.5	4	841.085	125,00
M24	3.00	160	30		18.0	17	14.5	4	841.090	123,00
M27	3.00	160	30		20.0	19	16	4	841.095	166,00
M30	3.50	180	35		22.0	21	18	4	841.100	208,00

Acciaio
800-1300
N/mm²



MASCHI A MACCHINA

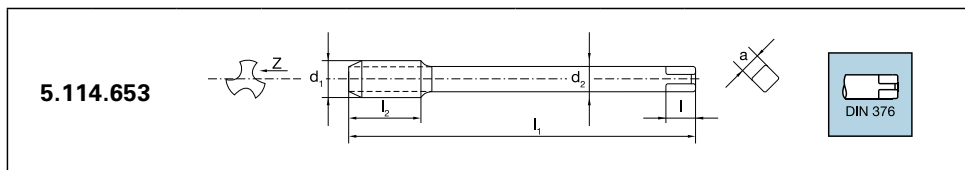
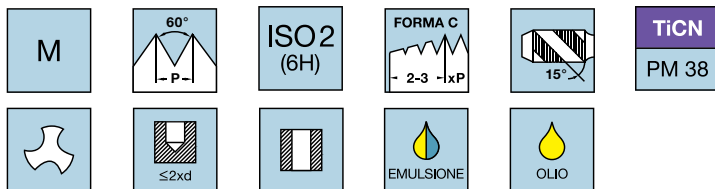


d_1	P	l_1	l_2	l_3	d_2	l	a	z	Codice	€
M2.5	0.45	50	9		2.8	5	2.1	2	845.055	36,90
M3	0.50	56	5	18	3.5	6	2.7	3	845.065	30,70
M3.5	0.60	56	6	20	4.0	6	3	3	845.070	36,45
M4	0.70	63	7	21	4.5	6	3.4	3	845.075	32,55
M5	0.80	70	8	25	6.0	8	4.9	3	845.085	33,45
M6	1.00	80	10	30	6.0	8	4.9	3	845.090	40,10
M8	1.25	90	13	35	8.0	9	6.2	3	845.100	48,00
M10	1.50	100	15	39	10.0	11	8	3	845.110	56,40

Acciaio
800-1300
N/mm²



MASCHI A MACCHINA

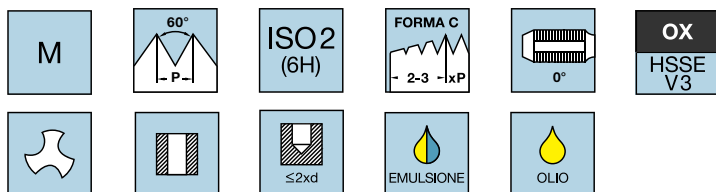


d ₁	P	l ₁	l ₂	l ₃	d ₂	l	a	z	Codice	€
M12	1.75	110	18		9.0	10	7	3	846.060	78,30
M14	2.00	110	20		11.0	12	9	3	846.065	97,90
M16	2.00	110	20		12.0	12	9	3	846.070	108,00
M18	2.50	125	25		14.0	14	11	4	846.075	151,00
M20	2.50	140	25		16.0	15	12	4	846.080	157,00
M24	3.00	160	30		18.0	17	14.5	4	846.090	245,00
M27	3.00	160	30		20.0	19	16	4	846.095	363,00
M30	3.50	180	35		22.0	21	18	4	846.100	460,00



Acciaio INOX	Acciaio 500-800 N/mm ²
Acciaio 800-1200 N/mm ²	CU 200-300 HB
ALU Si >10%	Ni

MASCHI A MACCHINA

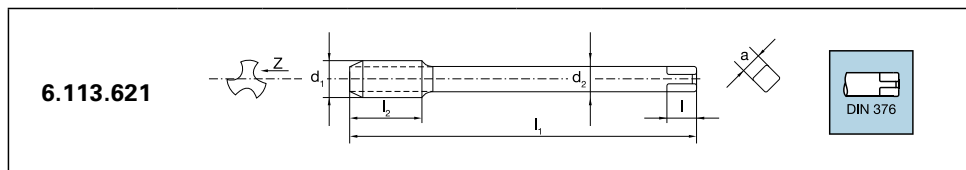
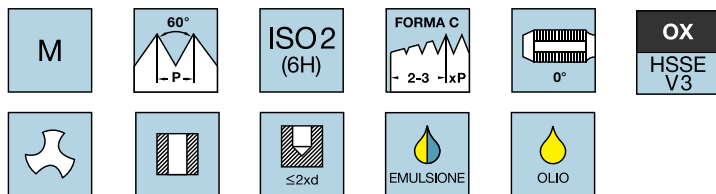


d_1	P	l_1	l_2	l_3	d_2	l	a	z	Codice	€
M2	0.40	45	8	10	2.8	5	2.1	3	125.040	17,25
M2.5	0.45	50	9	12.5	2.8	5	2.1	3	125.055	16,60
M3	0.50	56	11	18	3.5	6	2.7	3	125.065	14,03
M4	0.70	63	13	21	4.5	6	3.4	3	125.075	14,03
M5	0.80	70	16	25	6.0	8	4.9	3	125.085	14,19
M6	1.00	80	19	30	6.0	8	4.9	3	125.090	14,59
M8	1.25	90	22	35	8.0	9	6.2	4	125.100	16,70
M10	1.50	100	24	39	10.0	11	8	4	125.110	20,65



Acciaio INOX	Acciaio 500-800 N/mm ²
Acciaio 800-1200 N/mm ²	OTTONE
ALU Si >10%	Ni

MASCHI A MACCHINA



d ₁	P	l ₁	l ₂	l ₃	d ₂	l	a	z	Codice	€
M12	1.75	110	28		9.0	10	7	4	325.060	26,65
M14	2.00	110	30		11.0	12	9	4	325.065	33,25
M16	2.00	110	32		12.0	12	9	4	325.070	40,30
M18	2.50	125	34		14.0	14	11	4	325.075	55,30
M20	2.50	140	34		16.0	15	12	4	325.080	57,90
M22	2.50	140	34		18.0	17	14.5	4	325.085	78,50
M24	3.00	160	38		18.0	17	14.5	4	325.090	82,60



Acciaio INOX	Acciaio 500-800 N/mm ²
Acciaio 800-1200 N/mm ²	CU 200-300 HB
ALU Si >10%	Ni

MASCHI A MACCHINA

M		AT	ISO2 (6H)	FORMA B -3.5-5-xP		HSSE V3

<p>6.112.120-AT</p>										
d ₁	P	l ₁	l ₂	l ₃	d ₂	l	a	z	Codice	€
M2	0.40	45	8	10	2.8	5	2.1	2	150.040	24,90
M2.5	0.45	50	9	12.5	2.8	5	2.1	2	150.055	24,90
M3	0.50	56	11	18	3.5	6	2.7	3	150.065	21,65
M4	0.70	63	13	21	4.5	6	3.4	3	150.075	22,05
M5	0.80	70	16	25	6.0	8	4.9	3	150.085	20,00
M6	1.00	80	19	30	6.0	8	4.9	3	150.090	21,05
M8	1.25	90	22	35	8.0	9	6.2	3	150.100	23,20
M10	1.50	100	24	39	10.0	11	8	3	150.110	27,20



Acciaio INOX	Acciaio 500-800 N/mm ²
Acciaio 800-1200 N/mm ²	CU 200-300 HB
ALU Si >10%	Ni

MASCHI A MACCHINA

M	60° -P-	AT	ISO2 (6H)	FORMA B -3.5-5-xP	0°/B	HSSE V3

<p>6.112.620-AT</p>										
d ₁	P	l ₁	l ₂	l ₃	d ₂	l	a	z	Codice	€
M12	1.75	110	28		9.0	10	7	3	350.060	39,25
M14	2.00	110	30		11.0	12	9	3	350.065	53,20
M16	2.00	110	32		12.0	12	9	3	350.070	60,50
M18	2.50	125	34		14.0	14	11	3	350.075	83,70
M20	2.50	140	34		16.0	15	12	3	350.080	86,80



Acciaio
INOX

Acciaio
500-800
N/mm²

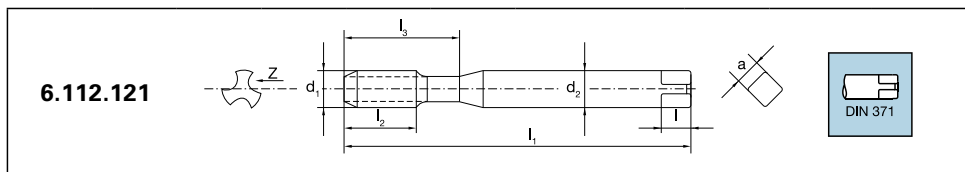
Acciaio
800-1200
N/mm²

CU
200-300
HB

ALU
Si >10%

Ni

MASCHI A MACCHINA

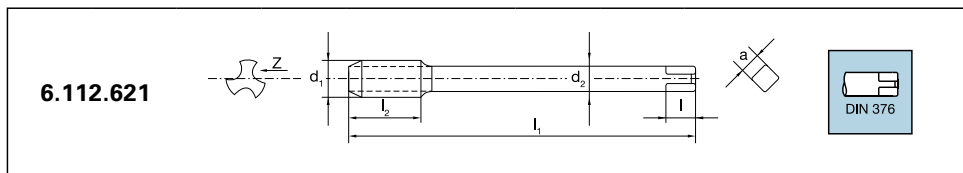
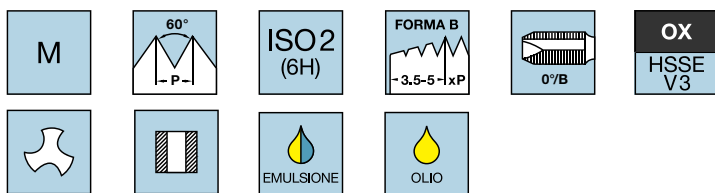


d ₁	P	l ₁	l ₂	l ₃	d ₂	l	a	z	Codice	€
M2	0.40	45	8	10	2.8	5	2.1	2	120.040	18,00
M2.5	0.45	50	9	12.5	2.8	5	2.1	2	120.055	18,00
M3	0.50	56	11	18	3.5	6	2.7	3	120.065	15,35
M3.5	0.60	56	12	20	4.0	6	3	3	120.070	16,20
M4	0.70	63	13	21	4.5	6	3.4	3	120.075	15,60
M5	0.80	70	16	25	6.0	8	4.9	3	120.085	16,20
M6	1.00	80	19	30	6.0	8	4.9	3	120.090	16,65
M8	1.25	90	22	35	8.0	9	6.2	3	120.100	19,40
M10	1.50	100	24	39	10.0	11	8	3	120.110	22,85
M12	1.75	110	28	45	12.0	12	9	3	120.120	26,45



Acciaio INOX	Acciaio 500-800 N/mm ²
Acciaio 800-1200 N/mm ²	CU 200-300 HB
ALU Si >10%	Ni

MASCHI A MACCHINA

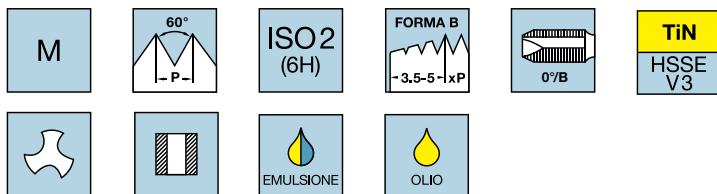


d ₁	P	l ₁	l ₂	l ₃	d ₂	l	a	z	Codice	€
M3	0.50	56	11		2.2			3	320.005	17,55
M4	0.70	63	13		2.8	5	2.1	3	320.015	17,55
M5	0.80	70	16		3.5	6	2.7	3	320.025	18,90
M6	1.00	80	19		4.5	6	3.4	3	320.030	19,40
M8	1.25	90	22		6.0	8	4.9	3	320.040	21,00
M10	1.50	100	24		7.0	8	5.5	3	320.050	23,70
M12	1.75	110	28		9.0	10	7	3	320.060	28,45
M14	2.00	110	30		11.0	12	9	3	320.065	37,30
M16	2.00	110	32		12.0	12	9	3	320.070	42,10
M18	2.50	125	34		14.0	14	11	3	320.075	59,40
M20	2.50	140	34		16.0	15	12	3	320.080	61,50
M22	2.50	140	34		18.0	17	14.5	3	320.085	88,40
M24	3.00	160	38		18.0	17	14.5	3	320.090	82,10
M27	3.00	160	38		20.0	19	16	4	320.095	110,50
M30	3.50	180	45		22.0	21	18	4	320.100	134,00
M33	3.50	180	50		25.0	23	20	4	320.105	167,00
M36	4.00	200	56		28.0	25	22	4	320.110	204,50



Acciaio INOX	Acciaio 500-800 N/mm ²
Acciaio 800-1200 N/mm ²	CU 200-300 HB
ALU Si >10%	Ni

MASCHI A MACCHINA

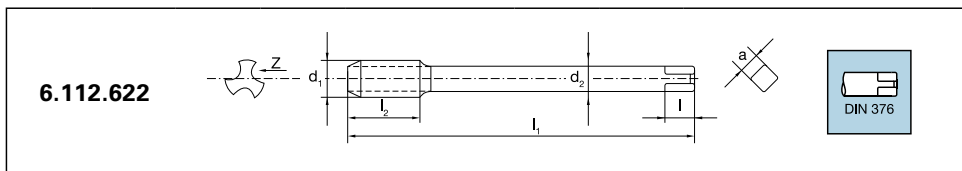
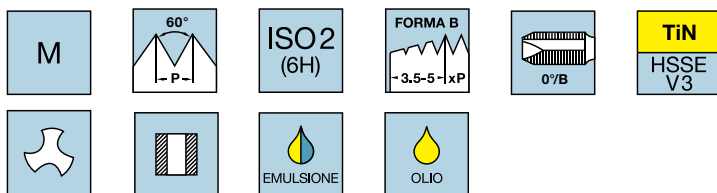


<div style="display: flex; align-items: center;"> <div style="margin-right: 20px;">6.112.122</div> <div style="margin-left: 20px; border: 1px solid black; padding: 2px;">DIN 371</div> </div>										
d ₁	P	l ₁	l ₂	l ₃	d ₂	l	a	z	Codice	€
M3	0.50	56	11	18	3.5	6	2.7	3	130.065	22,80
M4	0.70	63	13	21	4.5	6	3.4	3	130.075	23,20
M5	0.80	70	16	25	6.0	8	4.9	3	130.085	23,55
M6	1.00	80	19	30	6.0	8	4.9	3	130.090	24,00
M8	1.25	90	22	35	8.0	9	6.2	3	130.100	28,75
M10	1.50	100	24	39	10.0	11	8	3	130.110	34,80



Acciaio INOX	Acciaio 500-800 N/mm ²
Acciaio 800-1200 N/mm ²	CU 200-300 HB
ALU Si >10%	Ni

MASCHI A MACCHINA

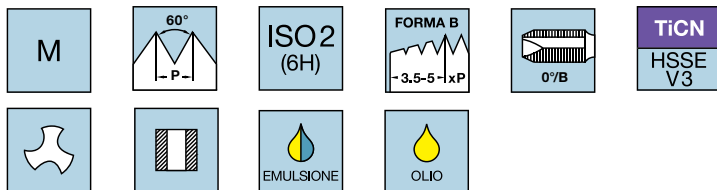


d ₁	P	l ₁	l ₂	l ₃	d ₂	l	a	z	Codice	€
M3	0.50	56	11		2.2			3	330.005	25,20
M4	0.70	63	13		2.8	5	2.1	3	330.015	25,20
M5	0.80	70	16		3.5	6	2.7	3	330.025	26,35
M6	1.00	80	19		4.5	6	3.4	3	330.030	27,15
M8	1.25	90	22		6.0	8	4.9	3	330.040	30,80
M10	1.50	100	24		7.0	8	5.5	3	330.050	35,60
M12	1.75	110	28		9.0	10	7	3	330.060	42,10
M14	2.00	110	30		11.0	12	9	3	330.065	53,40
M16	2.00	110	32		12.0	12	9	3	330.070	62,10
M18	2.50	125	34		14.0	14	11	3	330.075	90,70
M20	2.50	140	34		16.0	15	12	3	330.080	95,30
M22	2.50	140	34		18.0	17	14.5	3	330.085	132,00
M24	3.00	160	38		18.0	17	14.5	3	330.090	127,00
M27	3.00	160	38		20.0	19	16	4	330.095	163,50
M30	3.50	180	45		22.0	21	18	4	330.100	190,50
M33	3.50	180	50		25.0	23	20	4	330.105	247,00
M36	4.00	200	56		28.0	25	22	4	330.110	295,00



Acciaio INOX	Acciaio 500-800 N/mm ²
Acciaio 800-1200 N/mm ²	CU 200-300 HB
ALU Si >10%	Ni

MASCHI A MACCHINA

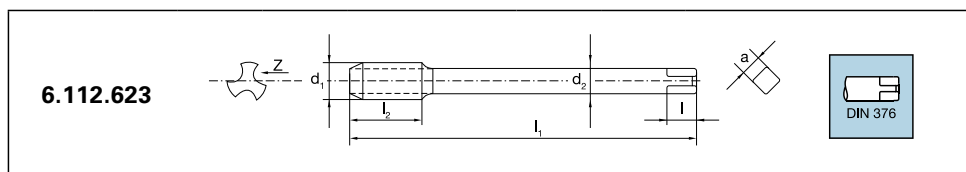
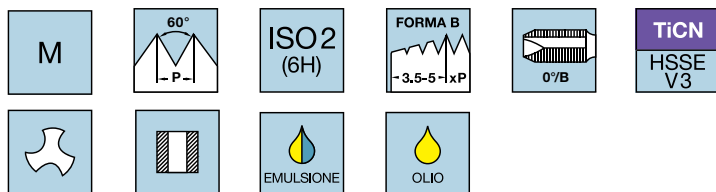


d_1	P	l_1	l_2	l_3	d_2	l	a	z	Codice	€
M3	0.50	56	11	18	3.5	6	2.7	3	135.065	23,60
M4	0.70	63	13	21	4.5	6	3.4	3	135.075	23,95
M5	0.80	70	16	25	6.0	8	4.9	3	135.085	24,75
M6	1.00	80	19	30	6.0	8	4.9	3	135.090	24,80
M8	1.25	90	22	35	8.0	9	6.2	3	135.100	29,60
M10	1.50	100	24	39	10.0	11	8	3	135.110	35,95



Acciaio INOX	Acciaio 500-800 N/mm ²
Acciaio 800-1200 N/mm ²	CU 200-300 HB
ALU Si >10%	Ni

MASCHI A MACCHINA



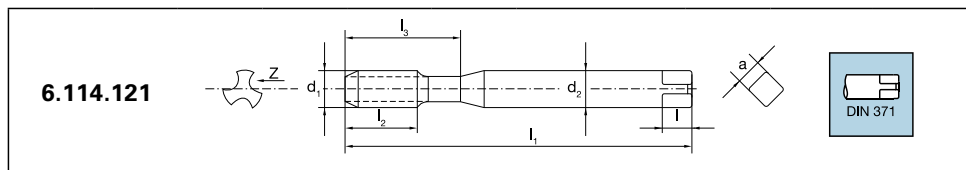
d ₁	P	l ₁	l ₂	l ₃	d ₂	l	a	z	Codice	€
M12	1.75	110	28		9.0	10	7	3	335.060	43,60
M14	2.00	110	30		11.0	12	9	3	335.065	54,90
M16	2.00	110	32		12.0	12	9	3	335.070	63,50
M18	2.50	125	34		14.0	14	11	3	335.075	93,70
M20	2.50	140	34		16.0	15	12	3	335.080	98,40
M22	2.50	140	34		18.0	17	14.5	3	335.085	137,00
M24	3.00	160	38		18.0	17	14.5	3	335.090	130,50
M27	3.00	160	38		20.0	19	16	4	335.095	171,00
M30	3.50	180	45		22.0	21	18	4	335.100	194,50
M33	3.50	180	50		25.0	23	20	4	335.105	255,00
M36	4.00	200	56		28.0	25	22	4	335.110	296,00



Acciaio INOX	Acciaio 500-800 N/mm ²
Acciaio 800-1200 N/mm ²	CU 200-300 HB
ALU Si >10%	Ni

MASCHI A MACCHINA

M	60° -P-	ISO2 (6H)	FORMA C - 2-3 -xP	15°	OX HSSE V3
	≤2xd		EMULSIONE	OLIO	

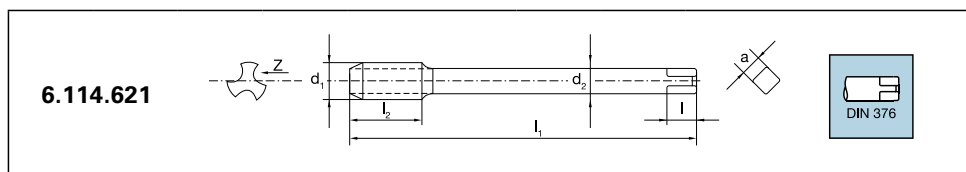
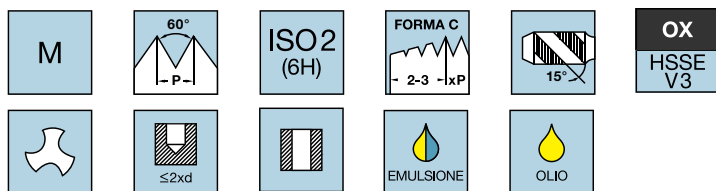


d ₁	P	l ₁	l ₂	l ₃	d ₂	l	a	z	Codice	€
M3	0.50	56	5	18	3.5	6	2.7	3	155.065	16,70
M4	0.70	63	7	21	4.5	6	3.4	3	155.075	17,05
M5	0.80	70	8	25	6.0	8	4.9	3	155.085	17,55
M6	1.00	80	10	30	6.0	8	4.9	3	155.090	18,30
M8	1.25	90	13	35	8.0	9	6.2	3	155.100	21,30
M10	1.50	100	15	39	10.0	11	8	3	155.110	25,40



Acciaio INOX	Acciaio 500-800 N/mm ²
Acciaio 800-1200 N/mm ²	CU 200-300 HB
ALU Si >10%	Ni

MASCHI A MACCHINA

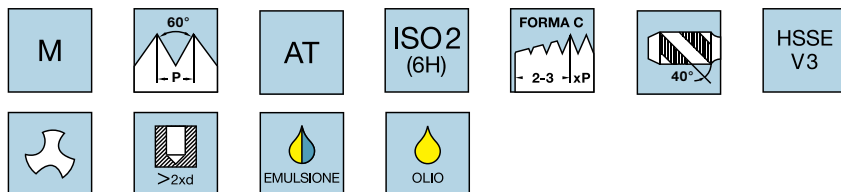


d ₁	P	l ₁	l ₂	l ₃	d ₂	l	a	z	Codice	€
M12	1.75	110	18		9.0	10	7	3	355.060	31,25
M14	2.00	110	20		11.0	12	9	3	355.065	41,10
M16	2.00	110	20		12.0	12	9	3	355.070	45,70
M18	2.50	125	25		14.0	14	11	4	355.075	65,10
M20	2.50	140	25		16.0	15	12	4	355.080	67,10
M22	2.50	140	25		18.0	17	14.5	4	355.085	98,70
M24	3.00	160	30		18.0	17	14.5	4	355.090	83,70
M27	3.00	160	30		20.0	19	16	4	355.095	118,50
M30	3.50	180	35		22.0	21	18	4	355.100	144,00
M33	3.50	180	35		25.0	23	20	4	355.105	204,50
M36	4.00	200	40		28.0	25	22	4	355.110	205,50



Acciaio INOX	Acciaio 500-800 N/mm ²
Acciaio 800-1200 N/mm ²	CU 200-300 HB
ALU Si >10%	Ni

MASCHI A MACCHINA

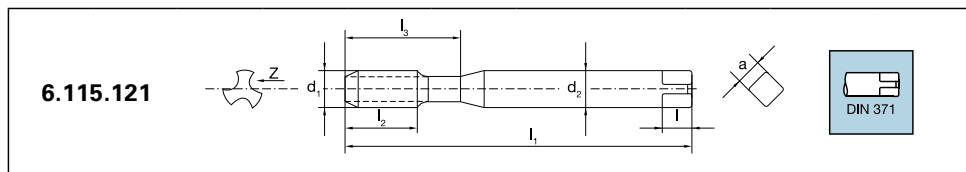
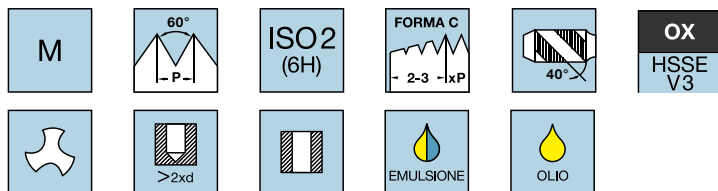


6.115.120-AT										
d_1	P	l_1	l_2	l_3	d_2	l	a	z	Codice	€
M3	0.50	56	5	18	3.5	6	2.7	3	180.065	23,35
M4	0.70	63	7	21	4.5	6	3.4	3	180.075	23,40
M5	0.80	70	8	25	6.0	8	4.9	3	180.085	21,50
M6	1.00	80	10	30	6.0	8	4.9	3	180.090	21,85
M8	1.25	90	13	35	8.0	9	6.2	3	180.100	24,60
M10	1.50	100	15	39	10.0	11	8	3	180.110	29,55



Acciaio INOX	Acciaio 500-800 N/mm ²
Acciaio 800-1200 N/mm ²	CU 200-300 HB
ALU Si >10%	Ni

MASCHI A MACCHINA



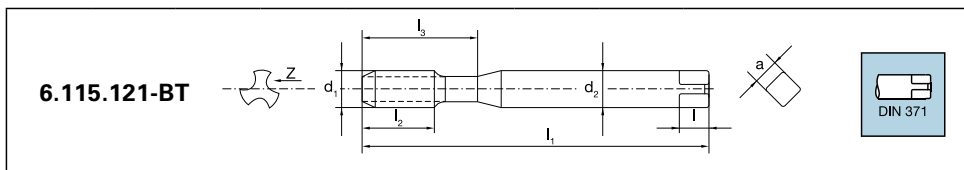
d ₁	P	l ₁	l ₂	l ₃	d ₂	l	a	z	Codice	€
M2	0.40	45	8	10	2.8	5	2.1	2	160.040	19,90
M2.5	0.45	50	9	12.5	2.8	5	2.1	2	160.055	19,40
M3	0.50	56	5	18	3.5	6	2.7	3	160.065	16,65
M3.5	0.60	56	6	20	4.0	6	3	3	160.070	18,30
M4	0.70	63	7	21	4.5	6	3.4	3	160.075	17,05
M5	0.80	70	8	25	6.0	8	4.9	3	160.085	17,55
M6	1.00	80	10	30	6.0	8	4.9	3	160.090	18,30
M8	1.25	90	13	35	8.0	9	6.2	3	160.100	21,30
M10	1.50	100	15	39	10.0	11	8	3	160.110	25,45
M12	1.75	110	18	45	12.0	12	9	4	160.120	27,70



Acciaio INOX	Acciaio 500-800 N/mm ²
Acciaio 800-1200 N/mm ²	CU 200-300 HB
ALU Si >10%	Ni

MASCHI A MACCHINA

M	60° -P-	BT	ISO2 (6H)	FORMA C - 2-3 -xP	40°	OX HSSE V3

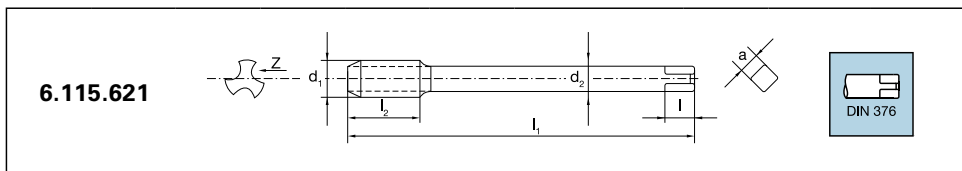
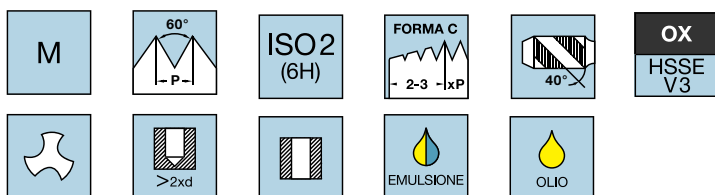


d ₁	P	l ₁	l ₂	l ₃	d ₂	l	a	z	Codice	€
M3	0.50	56	5	18	3.5	6	2.7	3	165.065	21.55
M4	0.70	63	7	21	4.5	6	3.4	3	165.075	22.00
M5	0.80	70	8	25	6.0	8	4.9	3	165.085	22.40
M6	1.00	80	10	30	6.0	8	4.9	3	165.090	22.80
M8	1.25	90	13	35	8.0	9	6.2	3	165.100	26.30
M10	1.50	100	15	39	10.0	11	8	3	165.110	31.80



Acciaio INOX	Acciaio 500-800 N/mm ²
Acciaio 800-1200 N/mm ²	CU 200-300 HB
ALU Si >10%	Ni

MASCHI A MACCHINA



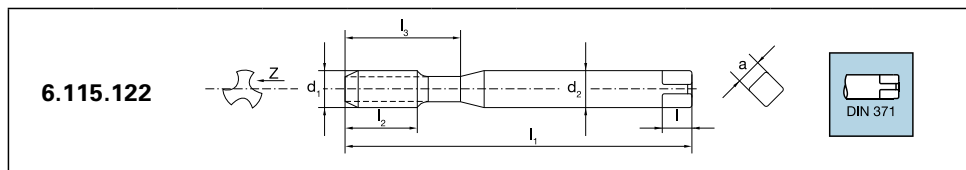
d ₁	P	l ₁	l ₂	l ₃	d ₂	l	a	z	Codice	€
M3	0.50	56	5		2.2			3	360.005	19,40
M4	0.70	63	7		2.8	5	2.1	3	360.015	19,40
M5	0.80	70	8		3.5	6	2.7	3	360.025	20,40
M6	1.00	80	10		4.5	6	3.4	3	360.030	20,65
M8	1.25	90	13		6.0	8	4.9	3	360.040	22,10
M10	1.50	100	15		7.0	8	5.5	3	360.050	27,20
M12	1.75	110	18		9.0	10	7	4	360.060	31,30
M14	2.00	110	20		11.0	12	9	4	360.065	41,10
M16	2.00	110	20		12.0	12	9	4	360.070	45,70
M18	2.50	125	25		14.0	14	11	4	360.075	65,10
M20	2.50	140	25		16.0	15	12	4	360.080	67,10
M22	2.50	140	25		18.0	17	14.5	4	360.085	98,70
M24	3.00	160	30		18.0	17	14.5	4	360.090	83,70
M27	3.00	160	30		20.0	19	16	4	360.095	118,50
M30	3.50	180	35		22.0	21	18	5	360.100	144,00
M33	3.50	180	35		25.0	23	20	5	360.105	204,50
M36	4.00	200	40		28.0	25	22	5	360.110	205,50



Acciaio INOX	Acciaio 500-800 N/mm ²
Acciaio 800-1200 N/mm ²	CU 200-300 HB
ALU Si >10%	Ni

MASCHI A MACCHINA

M		ISO2 (6H)	FORMA C - 2-3 -xP		TiN HSSE V3

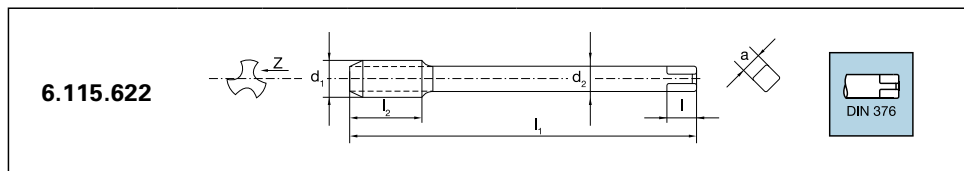
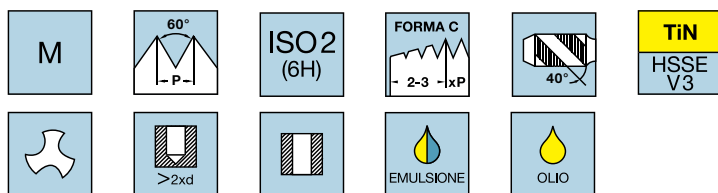


d ₁	P	l ₁	l ₂	l ₃	d ₂	l	a	z	Codice	€
M3	0.50	56	5	18	3.5	6	2.7	3	185.065	24,00
M4	0.70	63	7	21	4.5	6	3.4	3	185.075	24,85
M5	0.80	70	8	25	6.0	8	4.9	3	185.085	25,20
M6	1.00	80	10	30	6.0	8	4.9	3	185.090	26,00
M8	1.25	90	13	35	8.0	9	6.2	3	185.100	30,80
M10	1.50	100	15	39	10.0	11	8	3	185.110	37,95



Acciaio INOX	Acciaio 500-800 N/mm ²
Acciaio 800-1200 N/mm ²	CU 200-300 HB
ALU Si >10%	Ni

MASCHI A MACCHINA

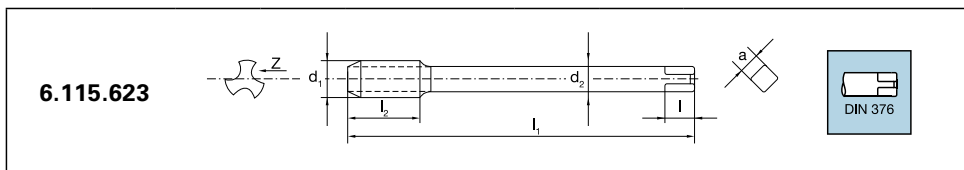
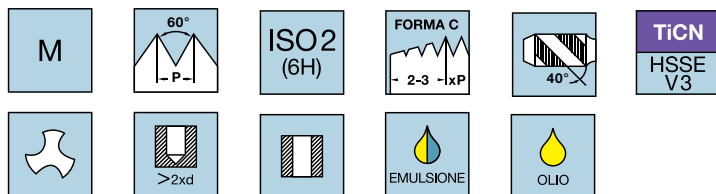


d ₁	P	l ₁	l ₂	l ₃	d ₂	l	a	z	Codice	€
M3	0.50	56	5		2.2			3	385.005	27,15
M4	0.70	63	7		2.8	5	2.1	3	385.015	27,15
M5	0.80	70	8		3.5	6	2.7	3	385.025	28,00
M6	1.00	80	10		4.5	6	3.4	3	385.030	28,40
M8	1.25	90	13		6.0	8	4.9	3	385.040	31,95
M10	1.50	100	15		7.0	8	5.5	3	385.050	39,35
M12	1.75	110	18		9.0	10	7	4	385.060	44,40
M14	2.00	110	20		11.0	12	9	4	385.065	56,50
M16	2.00	110	20		12.0	12	9	4	385.070	66,70
M18	2.50	125	25		14.0	14	11	4	385.075	96,80
M20	2.50	140	25		16.0	15	12	4	385.080	103,50
M22	2.50	140	25		18.0	17	14.5	4	385.085	141,50
M24	3.00	160	30		18.0	17	14.5	4	385.090	128,50
M27	3.00	160	30		20.0	19	16	4	385.095	174,50
M30	3.50	180	35		22.0	21	18	5	385.100	199,50
M33	3.50	180	35		25.0	23	20	5	385.105	287,00
M36	4.00	200	40		28.0	25	22	5	385.110	311,00



Acciaio INOX	Acciaio 500-800 N/mm ²
Acciaio 800-1200 N/mm ²	CU 200-300 HB
ALU Si >10%	Ni

MASCHI A MACCHINA

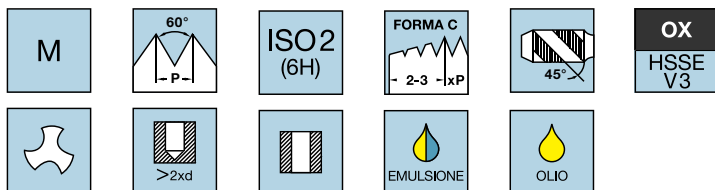


d ₁	P	l ₁	l ₂	l ₃	d ₂	l	a	z	Codice	€
M12	1.75	110	18		9.0	10	7	4	390.060	45,90
M14	2.00	110	20		11.0	12	9	4	390.065	58,00
M16	2.00	110	20		12.0	12	9	4	390.070	68,20
M18	2.50	125	25		14.0	14	11	4	390.075	99,90
M20	2.50	140	25		16.0	15	12	4	390.080	107,00
M22	2.50	140	25		18.0	17	14.5	4	390.085	146,50
M24	3.00	160	30		18.0	17	14.5	4	390.090	132,00
M27	3.00	160	30		20.0	19	16	5	390.095	180,50
M30	3.50	180	35		22.0	21	18	5	390.100	207,50
M33	3.50	180	35		25.0	23	20	5	390.105	295,00
M36	4.00	200	40		28.0	25	22	4	390.110	312,00




Acciaio INOX	Acciaio 500-800 N/mm ²
Acciaio 800-1200 N/mm ²	CU 200-300 HB
ALU Si >10%	Ni

MASCHI A MACCHINA



6.116.221									€	
d ₁	P	l ₁	l ₂	l ₃	d ₂	l	a	z	Codice	€
M2	0.40	36	8		2.8	5	2.1	2	020.040	23,50
M2.5	0.45	40	9		2.8	5	2.1	2	020.055	23,50
M3	0.50	40	5		3.5	6	2.7	3	020.065	19,10
M4	0.70	45	7		4.5	6	3.4	3	020.075	17,25
M5	0.80	50	8		6.0	8	4.9	3	020.085	18,30
M6	1.00	56	10		6.0	8	4.9	3	020.090	20,10

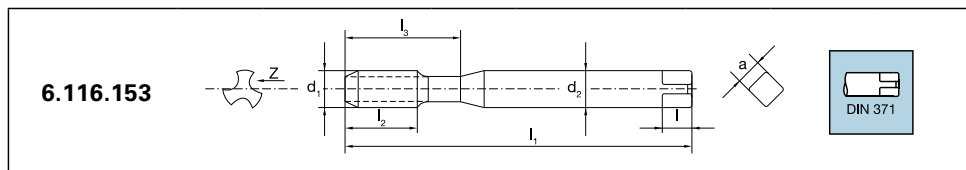




Acciaio INOX	Acciaio 500-800 N/mm ²
Acciaio 800-1200 N/mm ²	CU 200-300 HB
ALU Si >10%	Ni

MASCHI A MACCHINA

M	60° -P-	ISO2 (6H)	FORMA C - 2-3 -xP	50°	TiCN PM 38

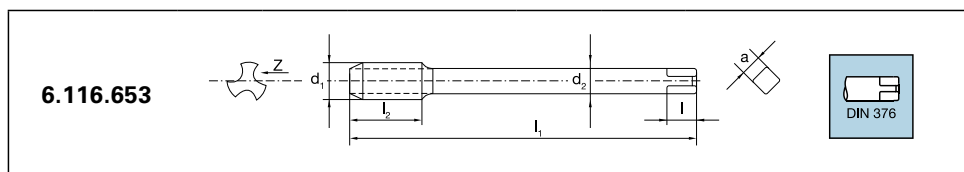
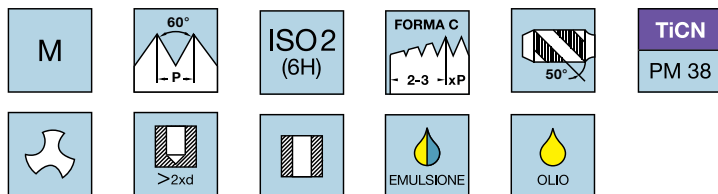


d ₁	P	l ₁	l ₂	l ₃	d ₂	l	a	z	Codice	€
M3	0.50	56	5	18	3.5	6	2.7	3	875.065	32,15
M4	0.70	63	7	21	4.5	6	3.4	3	875.075	34,70
M5	0.80	70	8	25	6.0	8	4.9	3	875.085	35,60
M6	1.00	80	10	30	6.0	8	4.9	3	875.090	43,40
M8	1.25	90	13	35	8.0	9	6.2	3	875.100	51,30
M10	1.50	100	15	39	10.0	11	8	3	875.110	63,50



Acciaio INOX	Acciaio 500-800 N/mm ²
Acciaio 800-1200 N/mm ²	CU 200-300 HB
ALU Si >10%	Ni

MASCHI A MACCHINA

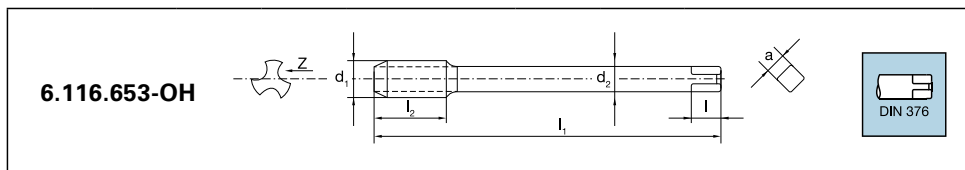
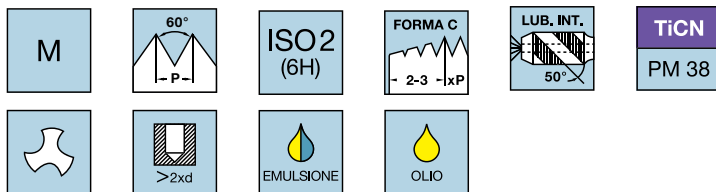


d ₁	P	l ₁	l ₂	l ₃	d ₂	l	a	z	Codice	€
M12	1.75	110	18		9.0	10	7	4	876.060	88,80
M14	2.00	110	20		11.0	12	9	4	876.065	111,00
M16	2.00	110	20		12.0	12	9	4	876.070	124,00
M18	2.00	125	25		14.0	14	11	4	876.075	169,50
M20	2.50	140	25		16.0	15	12	4	876.080	178,00
M22	2.50	140	25		18.0	17	14.5	4	876.085	225,50
M24	3.00	160	30		18.0	17	14.5	4	876.090	280,00
M27	3.00	160	30		20.0	19	16	4	876.095	417,00
M30	3.50	180	35		22.0	21	18	4	876.100	512,00



Acciaio INOX	Acciaio 500-800 N/mm ²
Acciaio 800-1200 N/mm ²	CU 200-300 HB
ALU Si >10%	Ni

MASCHI A MACCHINA

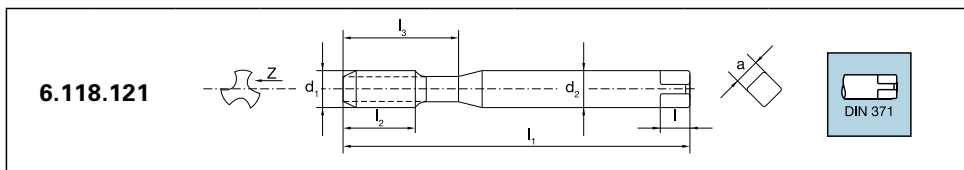
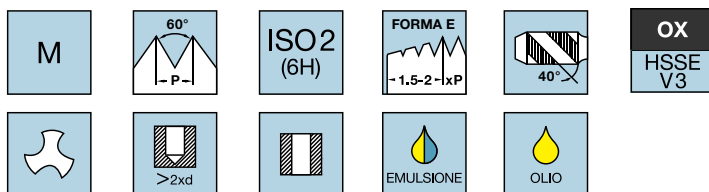


d ₁	P	l ₁	l ₂	l ₃	d ₂	l	a	z	Codice	€
M12	1.75	110	18		9.0	10	7	4	881.060	127,50
M14	2.00	110	20		11.0	12	9	4	881.065	160,00
M16	2.00	110	20		12.0	12	9	4	881.070	178,00
M18	20.00	125	25		14.0	14	11	4	881.075	215,00
M20	2.50	140	25		16.0	15	12	4	881.080	228,50
M22	2.50	140	25		18.0	17	14.5	4	881.085	280,00
M24	3.00	160	30		18.0	17	14.5	4	881.090	334,00
M27	3.00	160	30		20.0	19	16	4	881.095	485,00
M30	3.50	180	35		22.0	21	18	4	881.100	599,00



Acciaio INOX	Acciaio 500-800 N/mm ²
Acciaio 800-1200 N/mm ²	CU 200-300 HB
ALU Si >10%	Ni

MASCHI A MACCHINA

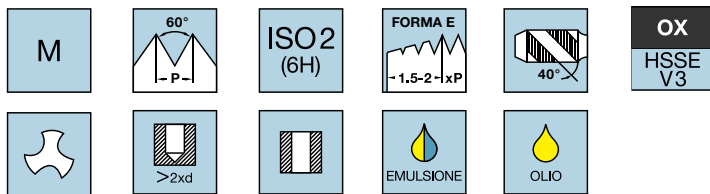


d ₁	P	l ₁	l ₂	l ₃	d ₂	l	a	z	Codice	€
M2	0.40	45	8	10	2.8	5	2.1	2	170.040	26,10
M3	0.50	56	5	18	3.5	6	2.7	3	170.065	16,00
M4	0.70	63	7	21	4.5	6	3.4	3	170.075	15,35
M5	0.80	70	8	25	6.0	8	4.9	3	170.085	15,75
M6	1.00	80	10	30	6.0	8	4.9	3	170.090	16,50
M8	1.25	90	13	35	8.0	9	6.2	3	170.100	24,05
M10	1.50	100	15	39	10.0	11	8	3	170.110	30,65



Acciaio INOX	Acciaio 500-800 N/mm ²
Acciaio 800-1200 N/mm ²	CU 200-300 HB
ALU Si >10%	Ni

MASCHI A MACCHINA

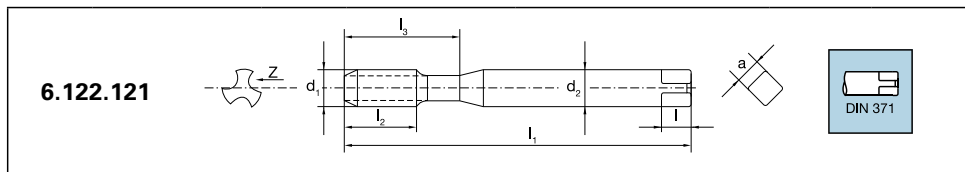
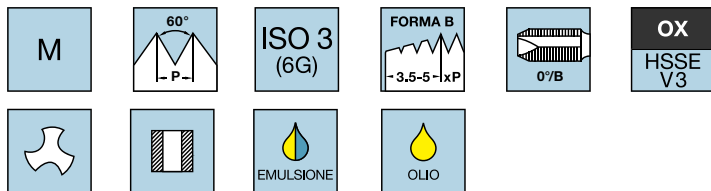


6.118.621											
	d_1	P	l_1	l_2	l_3	d_2	l	a		z	Codice
M12	1.75	110	18			9.0	10	7	4	370.060	47,80
M14	2.00	110	20			11.0	12	9	4	370.065	70,30
M16	2.00	110	20			12.0	12	9	4	370.070	68,10



Acciaio INOX	Acciaio 500-800 N/mm ²
Acciaio 800-1200 N/mm ²	CU 200-300 HB
ALU Si >10%	Ni

MASCHI A MACCHINA

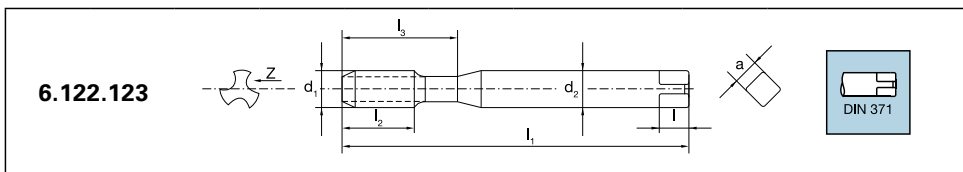
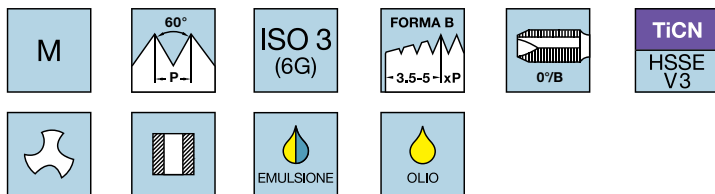


d ₁	P	l ₁	l ₂	l ₃	d ₂	l	a	z	Codice	€
M2	0.40	45	8	10	2.8	5	2.1	2	140.040	18,90
M2.5	0.45	50	9	12.5	2.8	5	2.1	2	140.055	18,90
M3	0.50	56	11	18	3.5	6	2.7	3	140.065	16,10
M3.5	0.60	56	12	20	4.0	6	3	3	140.070	17,05
M4	0.70	63	13	21	4.5	6	3.4	3	140.075	16,40
M5	0.80	70	16	25	6.0	8	4.9	3	140.085	17,05
M6	1.00	80	19	30	6.0	8	4.9	3	140.090	17,55
M8	1.25	90	22	35	8.0	9	6.2	3	140.100	20,25
M10	1.50	100	24	39	10.0	11	8	3	140.110	24,05



Acciaio INOX	Acciaio 500-800 N/mm ²
Acciaio 800-1200 N/mm ²	CU 200-300 HB
ALU Si >10%	Ni

MASCHI A MACCHINA

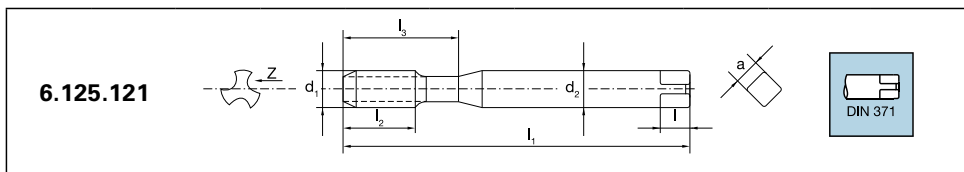
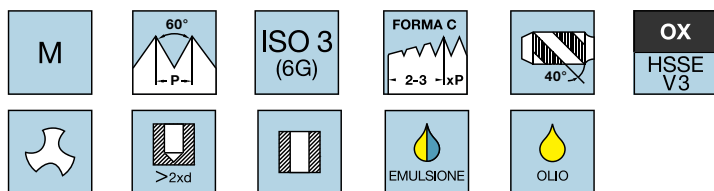


d ₁	P	l ₁	l ₂	l ₃	d ₂	l	a	z	Codice	€
M2	0.40	45	8	10	2.8	5	2.1	2	145.040	27,50
M3	0.50	56	11	18	3.5	6	2.7	3	145.065	25,00
M4	0.70	63	13	21	4.5	6	3.4	3	145.075	25,00
M5	0.80	70	16	25	6.0	8	4.9	3	145.085	25,85
M6	1.00	80	19	30	6.0	8	4.9	3	145.090	26,30
M8	1.25	90	22	35	8.0	9	6.2	3	145.100	30,90
M10	1.50	100	24	39	10.0	11	8	3	145.110	38,35



Acciaio INOX	Acciaio 500-800 N/mm ²
Acciaio 800-1200 N/mm ²	CU 200-300 HB
ALU Si >10%	Ni

MASCHI A MACCHINA

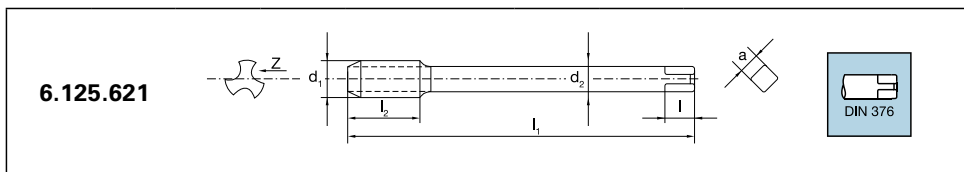
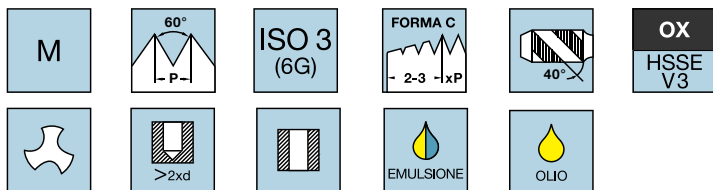


d ₁	P	l ₁	l ₂	l ₃	d ₂	l	a	z	Codice	€
M2	0.40	45	8	10	2.8	5	2.1	2	195.040	20,80
M2.5	0.45	50	9	12.5	2.8	5	2.1	2	195.055	20,45
M3	0.50	56	5	18	3.5	6	2.7	3	195.065	17,55
M4	0.70	63	7	21	4.5	6	3.4	3	195.075	17,95
M5	0.80	70	8	25	6.0	8	4.9	3	195.085	18,50
M6	1.00	80	10	30	6.0	8	4.9	3	195.090	19,30
M8	1.25	90	13	35	8.0	9	6.2	3	195.100	22,45
M10	1.50	100	15	39	10.0	11	8	3	195.110	26,40



Acciaio INOX	Acciaio 500-800 N/mm ²
Acciaio 800-1200 N/mm ²	CU 200-300 HB
ALU Si >10%	Ni

MASCHI A MACCHINA



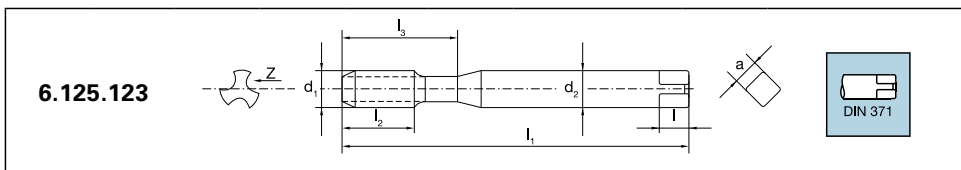
d ₁	P	l ₁	l ₂	l ₃	d ₂	l	a	z	Codice	€
M12	1.75	110	18		9.0	10	7	4	395.060	32,75
M14	2.00	110	20		11.0	12	9	4	395.065	43,20
M16	2.00	110	20		12.0	12	9	4	395.070	48,00
M18	2.50	125	25		14.0	14	11	4	395.075	68,70
M20	2.50	140	25		16.0	15	12	4	395.080	70,80
M24	3.00	160	30		18.0	17	14.5	4	395.090	104,50
M27	3.00	160	30		20.0	19	16	4	395.095	142,00
M30	3.50	180	35		22.0	21	18	5	395.100	170,00



Acciaio INOX	Acciaio 500-800 N/mm ²
Acciaio 800-1200 N/mm ²	CU 200-300 HB
ALU Si >10%	Ni

MASCHI A MACCHINA

M	60° -P-	ISO 3 (6G)	FORMA C - 2-3 -xP	40°	TICN HSSE V3



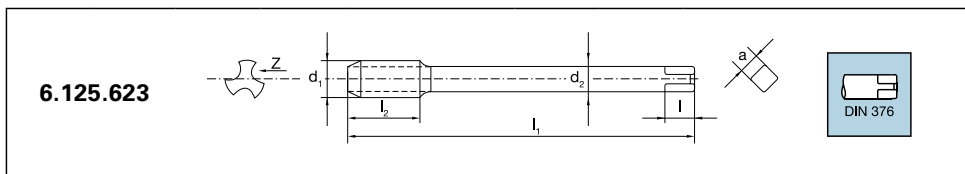
d ₁	P	l ₁	l ₂	l ₃	d ₂	l	a	z	Codice	€
M2	0.40	45	8	10	2.8	5	2.1	2	200.040	30,45
M3	0.50	56	5	18	3.5	6	2.7	3	200.065	27,15
M4	0.70	63	7	21	4.5	6	3.4	3	200.075	27,15
M5	0.80	70	8	25	6.0	8	4.9	3	200.085	28,40
M6	1.00	80	10	30	6.0	8	4.9	3	200.090	29,20
M8	1.25	90	13	35	8.0	9	6.2	3	200.100	34,20
M10	1.50	100	15	39	10.0	11	8	3	200.110	42,80



Acciaio INOX	Acciaio 500-800 N/mm ²
Acciaio 800-1200 N/mm ²	CU 200-300 HB
ALU Si >10%	Ni

MASCHI A MACCHINA

M	60° -P-	ISO 3 (6G)	FORMA C - 2-3 -xP	40°	TiCN HSSE V3

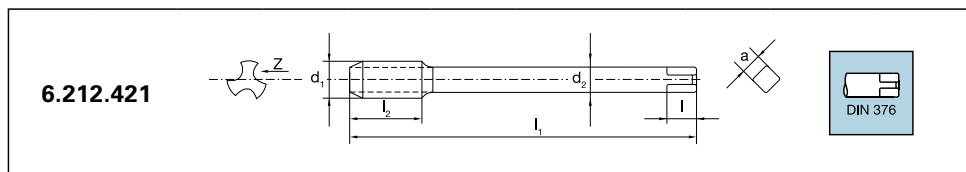
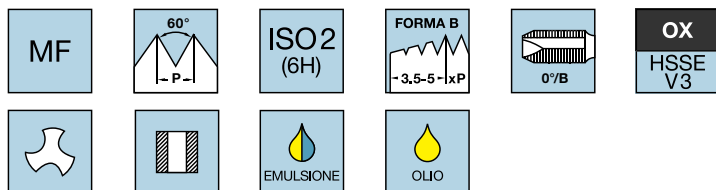


d ₁	P	l ₁	l ₂	l ₃	d ₂	l	a	z	Codice	€
M12	1.75	110	18		9.0	10	7	4	400.060	47,60
M16	2.00	110	20		12.0	12	9	4	400.070	70,70
M20	2.50	140	25		16.0	15	12	4	400.080	110,50



Acciaio INOX	Acciaio 500-800 N/mm ²
Acciaio 800-1200 N/mm ²	CU 200-300 HB
ALU Si >10%	Ni

MASCHI A MACCHINA



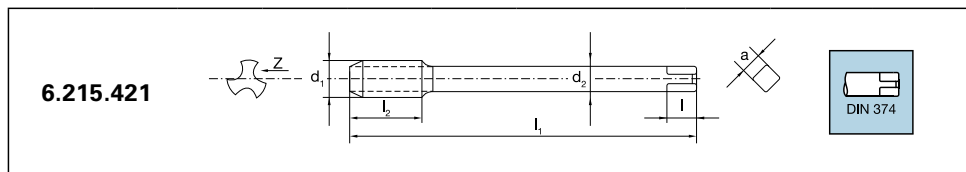
d ₁	P	l ₁	l ₂	l ₃	d ₂	l	a	z	Codice	€
M3	0.35	56	8		2.2			3	495.015	23,70
M4	0.50	63	10		2.8	5	2.1	3	495.030	25,45
M5	0.50	70	12		3.5	6	2.7	3	495.040	26,40
M6	0.50	80	14		4.5	6	3.4	3	495.045	26,40
M6	0.75	80	14		4.5	6	3.4	3	495.050	26,40
M8	0.75	80	18		6.0	8	4.9	3	495.065	29,20
M8	1.00	90	22		6.0	8	4.9	3	495.070	26,40
M10	1.00	90	20		7.0	8	5.5	3	495.085	27,15
M12	1.00	100	22		9.0	10	7	3	495.100	32,50
M12	1.50	100	22		9.0	10	7	3	495.110	30,25
M14	1.50	100	22		11.0	12	9	3	495.130	43,70
M16	1.50	100	22		12.0	12	9	3	495.150	46,50
M18	1.50	110	25		14.0	14	11	3	495.160	60,50
M20	1.50	125	25		16.0	15	12	3	495.175	64,60
M22	1.50	125	25		18.0	17	14.5	3	495.190	71,80
M24	1.50	140	25		18.0	17	14.5	3	495.205	77,50



Acciaio INOX	Acciaio 500-800 N/mm ²
Acciaio 800-1200 N/mm ²	CU 200-300 HB
ALU Si >10%	Ni

MASCHI A MACCHINA

MF	60° -P-	ISO2 (6H)	FORMA C -2-3 -xP	40°	OX HSSE V3

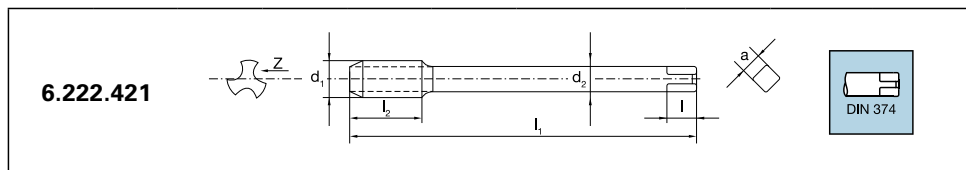
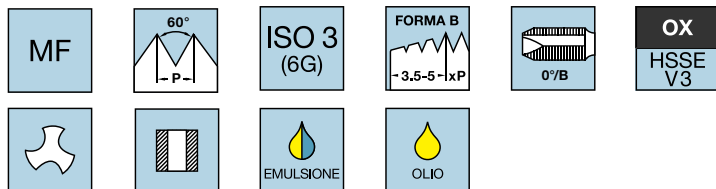


d ₁	P	l ₁	l ₂	l ₃	d ₂	l	a	z	Codice	€
M3	0.35	56	4		2.2			3	515.015	28,70
M4	0.50	63	6		2.8	5	2.1	3	515.030	27,15
M5	0.50	70	7		3.5	6	2.7	3	515.040	27,65
M6	0.50	80	8		4.5	6	3.4	3	515.045	27,65
M6	0.75	80	8		4.5	6	3.4	3	515.050	27,65
M8	0.75	80	10		6.0	8	4.9	3	515.065	29,95
M8	1.00	90	10		6.0	8	4.9	3	515.070	27,65
M10	1.00	90	12		7.0	8	5.5	4	515.085	29,50
M12	1.00	100	14		9.0	10	7	4	515.100	37,55
M12	1.50	100	14		9.0	10	7	4	515.110	35,30
M14	1.50	100	16		11.0	12	9	4	515.130	45,00
M16	1.50	100	16		12.0	12	9	5	515.150	56,80
M18	1.50	110	20		14.0	14	11	5	515.160	64,60
M20	1.50	125	20		16.0	15	12	5	515.175	74,90
M22	1.50	125	20		18.0	17	14.5	5	515.190	85,70
M24	1.50	140	24		18.0	17	14.5	5	515.205	95,10
M27	1.50	140	24		20.0	19	16	5	515.225	120,50
M30	1.50	150	28		22.0	21	18	5	515.245	153,50



Acciaio INOX	Acciaio 500-800 N/mm ²
Acciaio 800-1200 N/mm ²	CU 200-300 HB
ALU Si >10%	Ni

MASCHI A MACCHINA

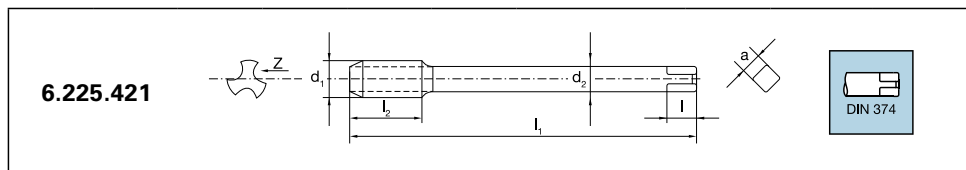
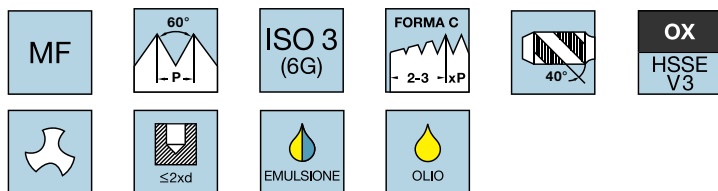


d ₁	P	l ₁	l ₂	l ₃	d ₂	l	a	z	Codice	€
M6	0.75	80	14		4.5	6	3.4	3	505.050	24,20
M8	1.00	90	22		6.0	8	4.9	3	505.070	30,25
M10	1.00	90	20		7.0	8	5.5	3	505.085	30,75
M12	1.50	100	22		9.0	10	7	3	505.110	40,60
M14	1.50	100	22		11.0	12	9	3	505.130	57,30
M16	1.50	100	22		12.0	12	9	3	505.150	60,90
M18	1.50	110	25		14.0	14	11	3	505.160	78,60
M20	1.50	125	25		16.0	15	12	3	505.175	84,20



Acciaio INOX	Acciaio 500-800 N/mm ²
Acciaio 800-1200 N/mm ²	CU 200-300 HB
ALU Si >10%	Ni

MASCHI A MACCHINA



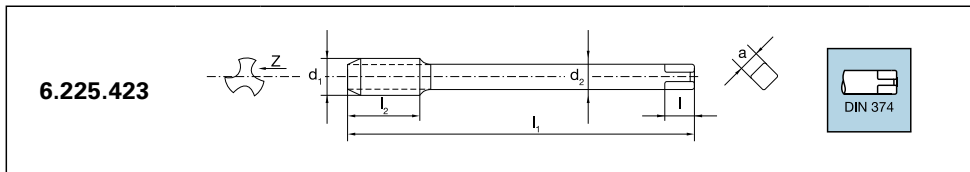
d ₁	P	l ₁	l ₂	l ₃	d ₂	l	a	R	Codice	€
M6	0.75	80	8		4.5	6	3.4	3	525.050	25,75
M8	1.00	90	10		6.0	8	4.9	3	525.070	26,20
M10	1.00	90	12		7.0	8	5.5	4	525.085	33,90
M12	1.50	100	14		9.0	10	7	4	525.110	47,80
M14	1.50	100	16		11.0	12	9	4	525.130	59,00
M16	1.50	100	16		12.0	12	9	5	525.150	74,60
M18	1.50	110	20		14.0	14	11	5	525.160	82,60
M20	1.50	125	20		16.0	15	12	5	525.175	95,50



Acciaio INOX	Acciaio 500-800 N/mm ²
Acciaio 800-1200 N/mm ²	CU 200-300 HB
ALU Si >10%	Ni

MASCHI A MACCHINA

MF	60° -P-	ISO 3 (6G)	FORMA C - 2-3 -xP	40°	TiCN HSSE V3



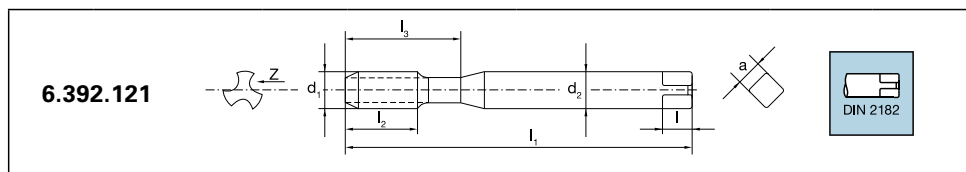
d ₁	P	l ₁	l ₂	l ₃	d ₂	l	a	R	Codice	€
M8	1.00	90	10		6.0	8	4.9	3	530.070	43,90
M10	1.00	90	12		7.0	8	5.5	4	530.085	48,10
M12	1.50	100	14		9.0	10	7	4	530.110	56,60
M16	1.50	100	16		12.0	12	9	5	530.150	91,00
M20	1.50	125	20		16.0	15	12	5	530.175	124,00



Acciaio INOX	Acciaio 500-800 N/mm ²
Acciaio 800-1200 N/mm ²	CU 200-300 HB
ALU Si >10%	Ni

MASCHI A MACCHINA

UNC	60° -P-	2B B1.1	ANSI B1.1	FORMA B -3,5-5-xP	0°/B	OX HSSE V3



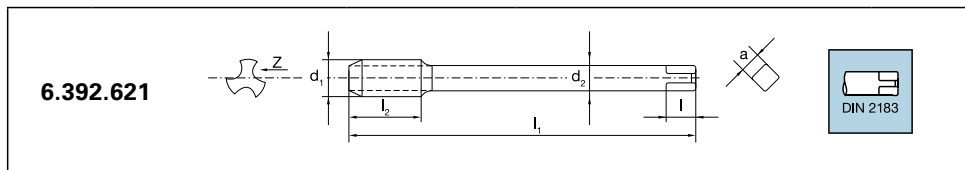
d ₁	Filetti x pollice	l ₁	l ₂	l ₃	d ₂	l	a	z	Codice	€
No.4	40	56	11	18	3.5	6	2.7	2	600.020	21,40
No.5	40	56	11	18	3.5	6	2.7	3	600.025	21,40
No.6	32	56	13	19	4.0	6	3	3	600.030	20,40
No.8	32	63	13	19	4.5	6	3.4	3	600.035	20,40
No.10	24	70	16	20	6.0	8	4.9	3	600.040	21,40
1/4	20	80	19	30	7.0	8	5.5	3	600.050	23,20
5/16	18	90	22	34	8.0	9	6.2	3	600.055	26,15
3/8	16	90	22	35	9.0	10	7	3	600.060	28,95



Acciaio INOX	Acciaio 500-800 N/mm ²
Acciaio 800-1200 N/mm ²	CU 200-300 HB
ALU Si >10%	Ni

MASCHI A MACCHINA

UNC		2B B1.1	ANSI B1.1	FORMA B -3.5-5-xP		OX HSSE V3



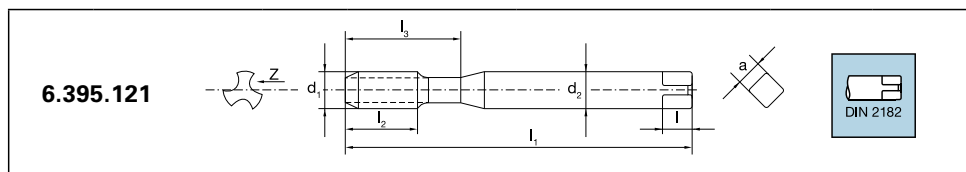
d ₁	Filetti x pollice	l ₁	l ₂	l ₃	d ₂	l	a	z	Codice	€
1/2	13	110	29	44	9.0	10	7	3	605.070	39,25
5/8	11	110	32	44	12.0	12	9	3	605.080	48,60
3/4	10	125	34	50	14.0	14	11	3	605.085	66,10
7/8	9	140	34	56	18.0	17	14.5	3	605.090	80,10
1	8	160	38	64	18.0	17	14.5	3	605.095	105,00



Acciaio INOX	Acciaio 500-800 N/mm ²
Acciaio 800-1200 N/mm ²	CU 200-300 HB
ALU Si <10%	Ni

MASCHI A MACCHINA

UNC	60° -P-	2B B1.1	ANSI B1.1	FORMA C - 2-3 -xP	40°	OX HSSE V3
	>2xd		EMULSIONE	OLIO		



d ₁	Filetti x pollice	l ₁	l ₂	l ₃	d ₂	l	a	z	Codice	€
No.6	32	56	8	19	4.0	6	3	3	610.030	22,40
No.8	32	63	8	19	4.5	6	3.4	3	610.035	22,40
No.10	24	70	11	20	6.0	8	4.9	3	610.040	23,65
1/4	20	80	13	30	7.0	8	5.5	3	610.050	26,15
5/16	18	90	15	34	8.0	9	6.2	3	610.055	27,20
3/8	16	90	16	35	9.0	10	7	3	610.060	30,20



Acciaio
INOX

Acciaio
500-800
N/mm²

Acciaio
800-1200
N/mm²

CU
200-300
HB

ALU
Si <10%

Ni

MASCHI A MACCHINA

UNC

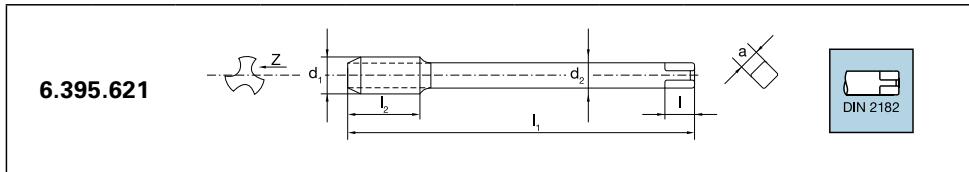


2B
B1.1

ANSI
B1.1



OX
HSSE
V3



d ₁	Filetti x pollice	l ₁	l ₂	l ₃	d ₂	l	a	z	Codice	€
1/2	13	110	23	44	9.0	10	7	4	615.070	41,90
5/8	11	110	28	44	12.0	12	9	4	615.080	56,30
3/4	10	125	30	50	14.0	14	11	4	615.085	69,30
7/8	9	140	34	56	18.0	17	14.5	4	615.090	87,80
1	8	160	38	64	18.0	17	14.5	5	615.095	117,50



Acciaio
INOX

Acciaio
500-800
N/mm²

Acciaio
800-1200
N/mm²

CU
200-300
HB

ALU
Si <10%

Ni

MASCHI A MACCHINA

UNF

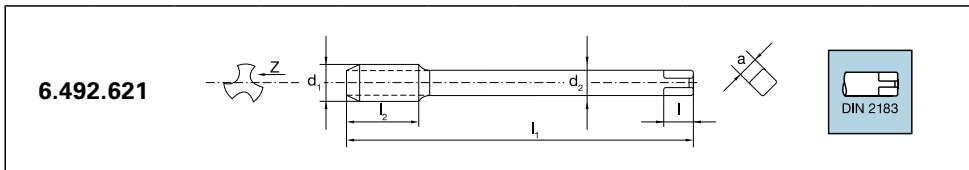


2B
B1.1

ANSI
B1.1



OX
HSSE
V3

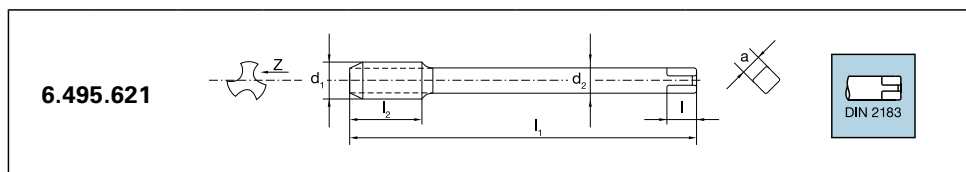
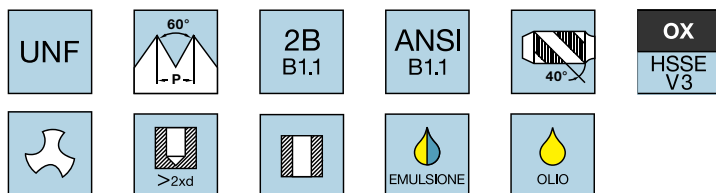


d ₁	Filetti x pollice	l ₁	l ₂	l ₃	d ₂	l	a	z	Codice	€
No.6	40	56	13	22	2.5	5	2.1	3	630.035	25,00
No.10	32	70	16	28	3.5	6	2.7	3	630.045	25,70
1/4	28	80	19	32	4.5	6	3.4	3	630.055	27,95
5/16	24	90	22	36	6.0	8	4.9	3	630.060	29,95
3/8	24	90	22	36	7.0	8	5.5	3	630.065	32,45
7/16	20	100	20	40	8.0	9	6.2	3	630.070	41,60
1/2	20	100	22	40	9.0	10	7	3	630.075	39,25
5/8	18	100	22	40	12.0	12	9	3	630.085	53,80
3/4	16	110	25	44	14.0	14	11	3	630.090	69,30
7/8	14	125	25	50	18.0	17	14.5	3	630.095	87,80
1	12	125	25	50	18.0	17	14.5	3	630.100	117,50



Acciaio INOX	Acciaio 500-800 N/mm ²
Acciaio 800-1200 N/mm ²	CU 200-300 HB
ALU Si <10%	Ni

MASCHI A MACCHINA

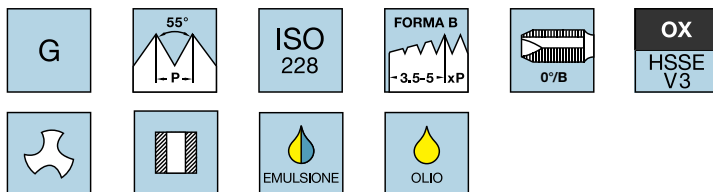


d ₁	Filetti x pollice	l ₁	l ₂	l ₃	d ₂	l	a	z	Codice	€
No.6	40	56	7	22	2.5	5	2.1	3	635.035	26,40
No.10	32	70	9	28	3.5	6	2.7	3	635.045	27,20
1/4	28	80	11	32	4.5	6	3.4	3	635.055	30,95
5/16	24	90	12	36	6.0	8	4.9	3	635.060	32,45
3/8	24	90	13	36	7.0	8	5.5	3	635.065	33,20
7/16	20	100	15	40	8.0	9	6.2	4	635.070	43,50
1/2	20	100	16	40	9.0	10	7	4	635.075	42,90
5/8	18	100	19	40	12.0	12	9	4	635.085	57,40
3/4	16	110	21	44	14.0	14	11	4	635.090	73,90
7/8	14	125	23	50	18.0	17	14.5	4	635.095	90,40
1	12	125	25	50	18.0	17	14.5	5	635.100	126,00



Acciaio INOX	Acciaio 500-800 N/mm ²
Acciaio 800-1200 N/mm ²	CU 200-300 HB
ALU Si >10%	Ni

MASCHI A MACCHINA

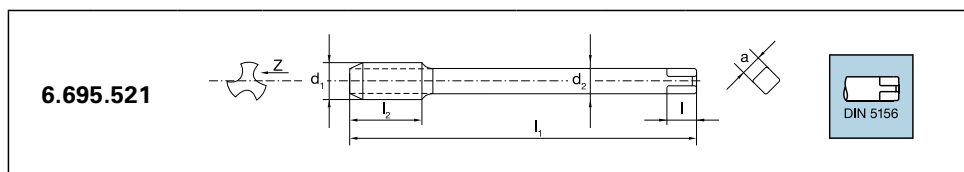
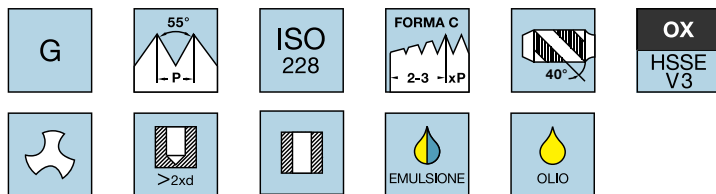


d_1	Filetti x pollice	l_1	l_2	l_3	d_2	l	a	z	Codice	€
G1/8	28	90	20		7	8	5.5	3	565.005	28,20
G1/4	19	100	22		11	12	9	3	565.010	40,30
G3/8	19	100	22		12	12	9	3	565.015	47,00
G1/2	14	125	25		16	15	12	3	565.020	66,10
G5/8	14	125	25		18	17	14.5	4	565.025	82,10
G3/4	14	140	28		20	19	16	4	565.030	103,00
G7/8	14	150	28		22	21	18	4	565.035	132,00
G1	11	160	30		25	23	20	4	565.040	144,00




Acciaio INOX	Acciaio 500-800 N/mm ²
Acciaio 800-1200 N/mm ²	CU 200-300 HB
ALU Si >10%	Ni

MASCHI A MACCHINA



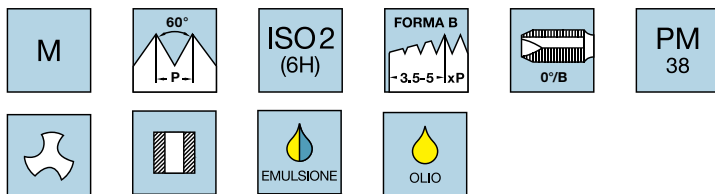
d ₁	Filetti x pollice	l ₁	l ₂	l ₃	d ₂	l	a	z	Codice	€
G1/8	28	90	20		7	8	5.5	3	570.005	31,65
G1/4	19	100	22		11	12	9	3	570.010	45,00
G3/8	19	100	22		12	12	9	3	570.015	56,80
G1/2	14	125	25		16	15	12	4	570.020	74,90
G5/8	14	125	25		18	17	14.5	4	570.025	90,40
G3/4	14	140	28		20	19	16	4	570.030	114,00
G7/8	14	150	28		22	21	18	4	570.035	150,00
G1	11	160	30		25	23	20	4	570.040	171,50
G1 1/8	11	170	30		28	25	22	4	570.045	226,50
G1 1/4	11	170	30		32	27	24	4	570.050	277,00
G1 3/8	11	180	32		36	32	29	4	570.055	333,00
G1 1/2	11	190	32		36	32	29	4	570.060	390,00



Ni
900-1500
N/mm²



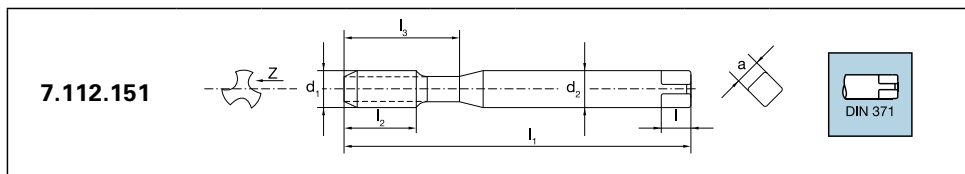
MASCHI A MACCHINA



<p>7.112.150</p>										
d ₁	P	l ₁	l ₂	l ₃	d ₂	l	a	z	Codice	€
M3	0.50	56	12		3.5	6	2.7	3	860.065	32,60
M4	0.70	63	16		4.5	6	3.4	3	860.075	33,15
M5	0.80	70	19		6.0	8	4.9	3	860.085	34,40
M6	1.00	80	23		6.0	8	4.9	3	860.090	34,95
M8	1.25	90	30		8.0	9	6.2	3	860.100	39,20
M10	1.50	100	38		10.0	11	8	3	860.110	46,90
<p>7.112.650</p>										
d ₁	P	l ₁	l ₂	l ₃	d ₂	l	a	z	Codice	€
M12	1.75	110	18		9	10	7	3	861.060	52,90




MASCHI A MACCHINA



7.112.151

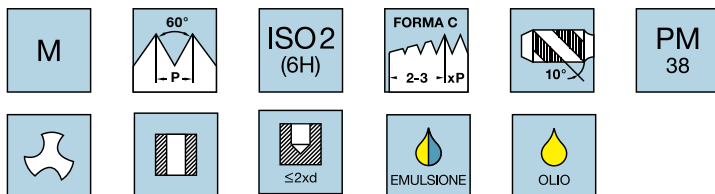
d ₁	P	l ₁	l ₂	l ₃	d ₂	l	a	z	Codice	€
M3	0.50	56	11	18	3.5	6	2.7	3	850.065	23,25
M4	0.70	63	13	21	4.5	6	3.4	3	850.075	24,00
M5	0.80	70	16	25	6.0	8	4.9	3	850.085	24,50
M6	1.00	80	19	30	6.0	8	4.9	3	850.090	24,50
M8	1.25	90	22	35	8.0	9	6.2	3	850.100	28,45
M10	1.50	100	24	39	10.0	11	8	3	850.110	35,20



Acciaio
800-1200
N/mm²



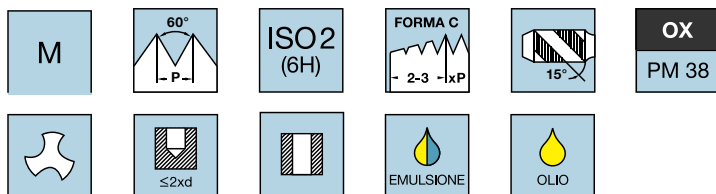
MASCHI A MACCHINA



7.114.150										
d ₁	P	l ₁	l ₂	l ₃	d ₂	l	a	z	Codice	€
M3	0.50	56	11		3.5	6	2.7	3	865.065	33,40
M4	0.70	63	14		4.5	6	3.4	3	865.075	34,45
M5	0.80	70	17		6.0	8	4.9	3	865.085	35,50
M6	1.00	80	21		6.0	8	4.9	3	865.090	35,70
M8	1.25	90	28		8.0	9	6.2	3	865.100	40,40
M10	1.50	100	35		10.0	11	8	3	865.110	48,00
7.114.650										
d ₁	P	l ₁	l ₂	l ₃	d ₂	l	a	z	Codice	€
M12	1.75	110	18		9.0	10	7	3	866.060	63,00



MASCHI A MACCHINA

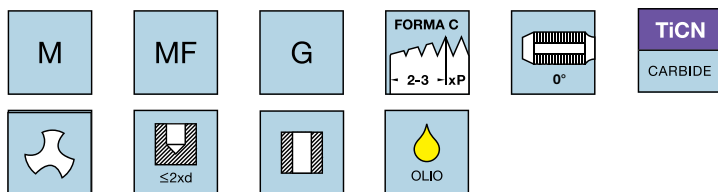


7.114.151										
	d_1	P	l_1	l_2	l_3	d_2	l	a		z
M3	0.50	56	5	18	3.5	6	2.7	3	855.065	25,70
M4	0.70	63	7	21	4.5	6	3.4	3	855.075	25,70
M5	0.80	70	8	25	6.0	8	4.9	3	855.085	27,40
M6	1.00	80	10	30	6.0	8	4.9	3	855.090	27,60
M8	1.25	90	13	35	8.0	9	6.2	3	855.100	32,05
M10	1.50	100	15	39	10.0	11	8	3	855.110	38,60

Acciaio
HRC
42-53



MASCHI A MACCHINA

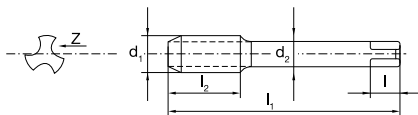


9.113.983

M



6HX



d ₁	P	l ₁	l ₂	l ₃	d ₂	l	a	z	Codice	€
M3	● 0.50	46	11		3.5	6	2.7	4	960.075	181,50
M4	● 0.70	52	13		4.5	6	3.4	4	960.095	189,00
M5	● 0.80	60	16		6	8	4.9	4	960.120	196,50
M6	● 1.00	62	19		6	8	4.9	5	960.130	214,50
M8	● 1.00	70	22		6	8	4.9	5	960.155	320,00
M8	● 1.25	70	22		6	8	4.9	5	960.170	265,00
M10	● 1.00	75	24		7	8	5.5	5	960.185	407,00
M10	● 1.50	75	24		7	8	5.5	5	960.195	355,00
M12	● 1.00	82	29		9	10	7	5	960.215	483,00
M12	● 1.50	82	29		9	10	7	5	960.220	492,00
M12	● 1.75	82	29		9	10	7	5	960.230	469,00

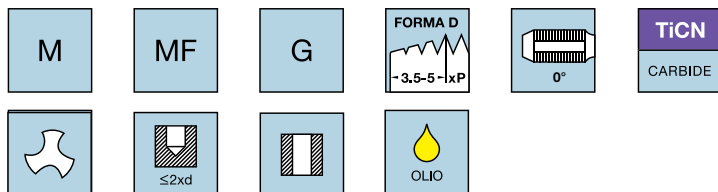
● METRICO

● METRICO FINE

Acciaio
HRC
50-63



MASCHI A MACCHINA



9.117.983										
M	60° P-	6HX								
d_1	P	l_1	l_2	l_3	d_2	l	a	z	Codice	€
M3	● 0.50	46	11		3.5	6	2.7	4	965.075	181,50
M4	● 0.70	52	13		4.5	6	3.4	4	965.095	189,00
M5	● 0.80	60	16		6	8	4.9	4	965.120	196,50
M6	● 1.00	62	19		6	8	4.9	5	965.130	214,50
M8	● 1.00	70	22		6	8	4.9	5	965.155	320,00
M8	● 1.25	70	22		6	8	4.9	5	965.170	265,00
M10	● 1.00	75	24		7	8	5.5	5	965.185	407,00
M10	● 1.50	75	24		7	8	5.5	5	965.195	355,00
M12	● 1.00	82	29		9	10	7	5	965.215	483,00
M12	● 1.50	82	29		9	10	7	5	965.220	492,00
M12	● 1.75	82	29		9	10	7	5	965.230	469,00
● METRICO										
● METRICO FINE										



Acciaio 500-800 N/mm ²	Acciaio 800-1300 N/mm ²
Acciaio INOX	GG/G GHISA
ALU Si <10%	Ni

MASCHI A MACCHINA

M	60° -P-	6HX	FORMA B -3,5-5-xP	0°/B	HARD LUBE PM 38

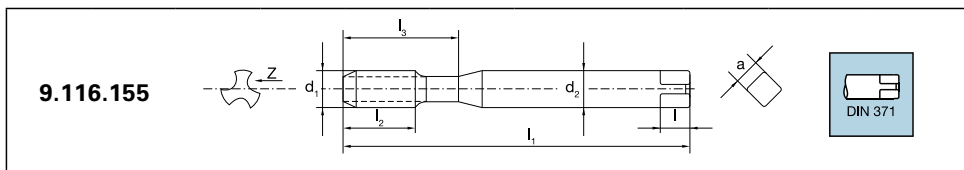
9.112.155										
	d_1	P	l_1	l_2	l_3	d_2	l	a		z
M3	0.50	56	11	18	3.5	6	2.7	3	885.065	25,85
M4	0.70	63	13	21	4.5	6	3.4	3	885.075	25,90
M5	0.80	70	16	25	6.0	8	4.9	3	885.085	27,10
M6	1.00	80	19	30	6.0	8	4.9	3	885.090	32,30
M8	1.25	90	22	35	8.0	9	6.2	3	885.100	38,25
M10	1.50	100	24	39	10.0	11	8	3	885.110	46,40



Acciaio 500-800 N/mm ²	Acciaio 800-1300 N/mm ²
Acciaio INOX	GG/G GHISA
CU	ALU Si <10%
	Ni

MASCHI A MACCHINA

M	60° -P-	6HX	FORMA C - 2-3 -XP	50°	HARD LUBE PM 38

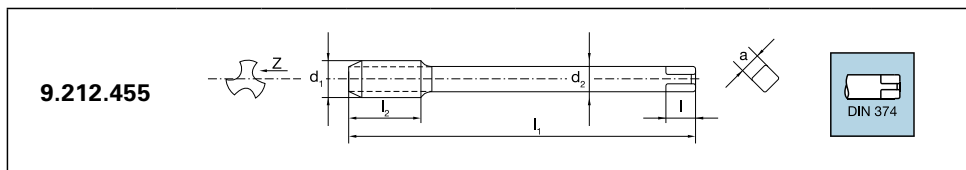
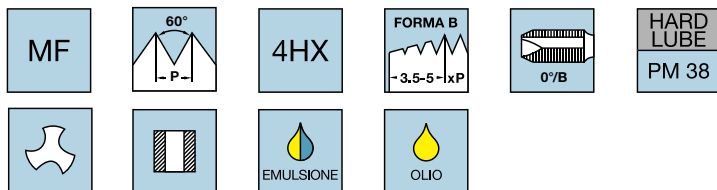


d ₁	P	l ₁	l ₂	l ₃	d ₂	l	a	z	Codice	€
M3	0.50	56	5	18	3.5	6	2.7	3	900.065	28,05
M4	0.70	63	7	21	4.5	6	3.4	3	900.075	30,05
M5	0.80	70	8	25	6.0	8	4.9	3	900.085	31,55
M6	1.00	80	10	30	6.0	8	4.9	3	900.090	38,25
M8	1.25	90	13	35	8.0	9	6.2	3	900.100	44,60
M10	1.50	100	15	39	10.0	11	8	3	900.110	56,30



Acciaio 500-800 N/mm ²	Acciaio 800-1300 N/mm ²
Acciaio INOX	GG/G GHISA
ALU Si <10%	Ni

MASCHI A MACCHINA



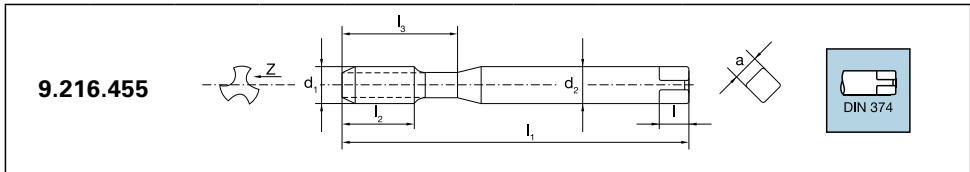
d ₁	P	l ₁	l ₂	l ₃	d ₂	l	a	R	Codice	€
M8	1.00	90	22		6.0	8	5.5	3	887.070	43,30
M10	1.00	90	20		7.0	8	5.5	3	887.085	52,90
M10	1.25	100	24		7.0	8	7	3	887.090	52,70
M12	1.00	100	22		9.0	10	7	4	887.100	73,00
M12	1.25	100	22		9.0	10	7	4	887.105	73,00
M12	1.50	100	22		9.0	10	9	4	887.110	73,00
M14	1.50	100	22		11.0	12	9	4	887.130	82,70
M16	1.50	100	22		12.0	12	11	4	887.150	124,50
M18	1.50	110	25		14.0	14	12	4	887.160	188,00
M20	1.50	125	25		16.0	15	4.9	4	887.175	210,50





Acciaio 500-800 N/mm ²	Acciaio 800-1300 N/mm ²
Acciaio INOX	GG/G GHISA
CU	ALU Si <10%
	Ni


MASCHI A MACCHINA

MF		6HX	FORMA C - 2-3 -xP		HARD LUBE PM 38
	>2xd icon"/>				



d ₁	P	l ₁	l ₂	l ₃	d ₂	l	a	R	Codice	€
M8	1.00	90	10		6.0	8	5.5	3	902.070	45,00
M10	1.00	90	12		7.0	8	5.5	3	902.085	55,00
M10	1.25	100	12		7.0	8	7	3	902.090	54,80
M12	1.00	100	14		9.0	10	7	4	902.100	76,00
M12	1.25	100	14		9.0	10	7	4	902.105	76,20
M12	1.50	100	14		9.0	10	9	4	902.110	76,20
M14	1.50	100	16		11.0	12	9	4	902.130	87,90
M16	1.50	100	16		12.0	12	11	4	902.150	129,50
M18	1.50	110	20		14.0	14	12	4	902.160	198,50
M20	1.50	125	20		16.0	15	4.9	4	902.175	219,00



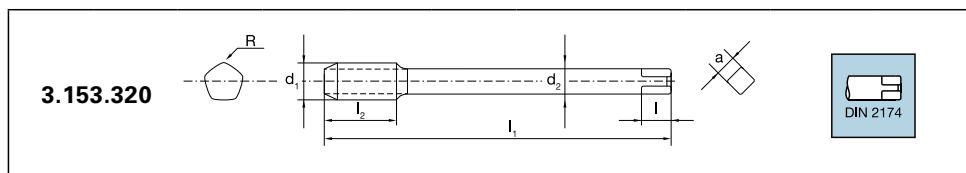
MASCHI A RULLARE



Acciaio ≤ 500 N/mm ²	Acciaio 500-800 N/mm ²
Acciaio 800-1200 N/mm ²	Acciaio INOX
ALU	ALU Si <10%
	CU

MASCHI A RULLARE

M	MF		6HX	FORMA C - 2-3 -xP	HSSE V3



d ₁	P	l ₁	l ₂	l ₃	d ₂	l	a	R	Codice	€
M2	●0.40	45	8	10	2.8	5	2.1	4	650.065	16,85
M2.5	●0.45	50	9	12.5	2.8	5	2.1	4	650.080	16,85
M3	●0.35	56	8	18	3.5	6	2.7	4	650.086	33,70
M3	●0.50	56	11	18	3.5	6	2.7	4	650.090	12,88
M4	●0.50	63	10	21	4.5	6	3.4	4	650.097	34,35
M4	●0.70	63	13	21	4.5	6	3.4	4	650.100	12,88
M5	●0.50	70	12	25	6.0	8	4.9	4	650.106	36,80
M5	●0.80	70	16	25	6.0	8	4.9	4	650.110	14,13
M6	●0.75	80	14	30	6.0	8	4.9	4	650.112	38,20
M6	●1.00	80	19	30	6.0	8	4.9	4	650.115	14,63
M8	●1.00	90	22	35	8.0	9	6.2	6	650.123	38,85
M8	●1.25	90	22	35	8.0	9	6.2	6	650.125	16,85
M10	●1.00	90	20	35	8.0	11	8.0	8	650.132	38,20
M10	●1.50	100	24	39	10.0	11	8.0	8	650.135	21,35

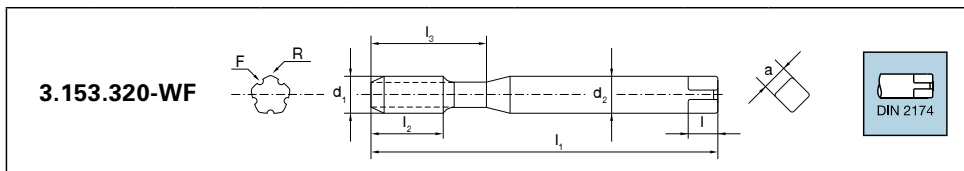
- METRICO
- METRICO FINE



Acciaio ≤ 500 N/mm ²	Acciaio 500-800 N/mm ²
Acciaio 800-1200 N/mm ²	Acciaio INOX
ALU	ALU Si <10%
	CU

MASCHI A RULLARE

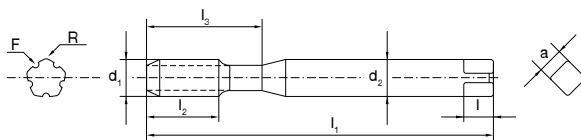
M	MF	60° -P-	6HX	FORMA C - 2-3 -xP	HSSE V3
		>2xd	EMULSIONE	OLIO	



d ₁	P	l ₁	l ₂	l ₃	d ₂	l	a	R / F	Codice	€
M2	●0.40	45	8	10	2.8	5	2.1	4 / 2	655.065	18,65
M2.5	●0.45	50	9	12.5	2.8	5	2.1	4 / 2	655.080	18,65
M3	●0.35	56	8	18	3.5	6	2.7	4 / 2	655.086	38,85
M3	●0.50	56	11	18	3.5	6	2.7	4 / 2	655.090	14,37
M4	●0.50	63	10	21	4.5	6	3.4	4 / 2	655.097	38,20
M4	●0.70	63	13	21	4.5	6	3.4	4 / 2	655.100	14,37
M5	●0.50	70	12	25	6.0	8	4.9	4 / 2	655.106	41,70
M5	●0.80	70	16	25	6.0	8	4.9	4 / 2	655.110	15,40
M6	●0.75	80	14	30	6.0	8	4.9	4 / 2	655.112	41,70
M6	●1.00	80	19	30	6.0	8	4.9	4 / 2	655.115	15,90
M8	●1.00	90	22	35	8.0	9	6.2	6 / 3	655.123	41,00
M8	●1.25	90	22	35	8.0	9	6.2	6 / 3	655.125	18,60
M10	●1.00	90	20	35	8.0	11	8.0	8 / 4	655.132	43,10
M10	●1.50	100	24	39	10.0	11	8.0	8 / 4	655.135	23,55

- METRICO
- METRICO FINE

3.153.320-WF



d_1	P	l_1	l_2	l_3	d_2	l	a	R / F	Codice	€
M12	● 1.50	100	22	40	9.0	10	7.0	8 / 4	655.143	47,20
M12	● 1.75	110	28	44	9.0	10	7.0	8 / 4	655.145	47,90
M14	● 2.00	110	30	44	11.0	12	9.0	8 / 4	655.150	62,50
M16	● 1.50	100	22	40	12.0	12	9.0	8 / 4	655.152	79,10
M16	● 2.00	110	32	44	12.0	12	9.0	8 / 4	655.155	73,60

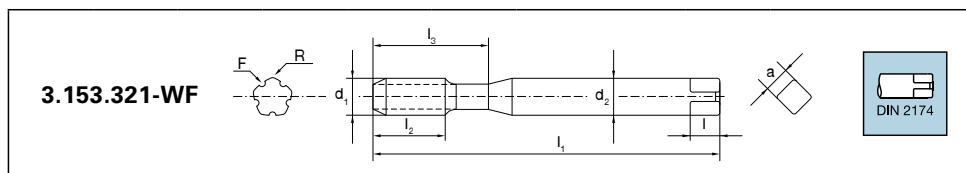
- METRICO
- METRICO FINE



Acciaio ≤ 500 N/mm ²	Acciaio 500-800 N/mm ²
Acciaio 800-1200 N/mm ²	Acciaio INOX
ALU	ALU Si <10%
CU	

MASCHI A RULLARE

M	MF	60° -P-	6HX	FORMA C -2-3 -xP	OX HSSE V3



d ₁	P	l ₁	l ₂	l ₃	d ₂	l	a	R / F	Codice	€
M2	●0.40	45	8	10	2.8	5	2.1	4 / 2	656.065	18,65
M2.5	●0.45	50	9	12.5	2.8	5	2.1	4 / 2	656.080	18,65
M3	●0.35	56	8	18	3.5	6	2.7	4 / 2	656.086	38,85
M3	●0.50	56	11	18	3.5	6	2.7	4 / 2	656.090	14,37
M3.5	●0.60	56	12	20	4	6	3.0	4 / 2	656.095	15,40
M4	●0.50	63	10	21	4.5	6	3.4	4 / 2	656.097	38,20
M4	●0.70	63	13	21	4.5	6	3.4	4 / 2	656.100	14,37
M5	●0.50	70	12	25	6.0	8	4.9	4 / 2	656.106	41,70
M5	●0.80	70	16	25	6.0	8	4.9	4 / 2	656.110	15,40
M6	●0.75	80	14	30	6.0	8	4.9	4 / 2	656.112	41,70
M6	●1.00	80	19	30	6.0	8	4.9	4 / 2	656.115	15,90
M8	●1.00	90	22	35	8.0	9	6.2	6 / 3	656.123	41,00
M8	●1.25	90	22	35	8.0	9	6.2	6 / 3	656.125	18,60
M10	●1.00	90	20	35	8.0	11	8.0	8 / 4	656.132	43,10
M10	●1.50	100	24	39	10.0	11	8.0	8 / 4	656.135	23,55

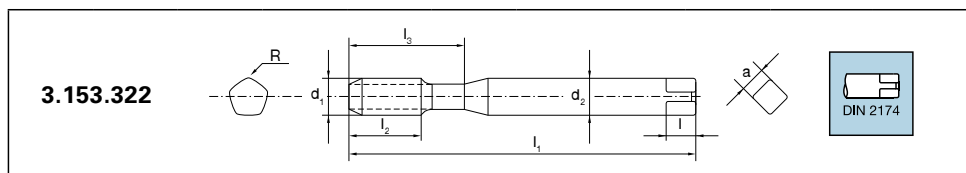
- METRICO
- METRICO FINE



Acciaio ≤ 500 N/mm ²	Acciaio 500-800 N/mm ²
Acciaio 800-1200 N/mm ²	Acciaio INOX
ALU	ALU Si <10%
	CU

MASCHI A RULLARE

M	MF	60° -P-	6HX	FORMA C -2-3-xP	TiN HSSE V3
		>2xd	OLIO	EMULSIONE	



d ₁	P	l ₁	l ₂	l ₃	d ₂	l	a	R	Codice	€
M2	●0.40	45	8	10	2.8	5	2.1	4	660.065	20,85
M2.5	●0.45	50	9	12.5	2.8	5	2.1	4	660.080	19,85
M3	●0.35	56	8	18	3.5	6	2.7	4	660.086	38,85
M3	●0.50	56	11	18	3.5	6	2.7	4	660.090	16,85
M4	●0.50	63	10	21	4.5	6	3.4	4	660.097	39,55
M4	●0.70	63	13	21	4.5	6	3.4	4	660.100	16,85
M5	●0.50	70	12	25	6.0	8	4.9	4	660.106	43,80
M5	●0.80	70	16	25	6.0	8	4.9	4	660.110	18,10
M6	●0.75	80	14	30	6.0	8	4.9	4	660.112	43,80
M6	●1.00	80	19	30	6.0	8	4.9	4	660.115	18,60
M8	●1.00	90	22	35	8.0	9	6.2	6	660.123	45,80
M8	●1.25	90	22	35	8.0	9	6.2	6	660.125	21,80
M10	●1.00	90	20	35	8.0	11	8.0	8	660.132	45,80
M10	●1.50	100	24	39	10.0	11	8.0	8	660.135	27,75

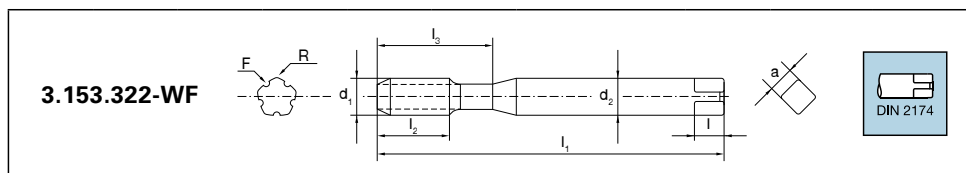
- METRICO
- METRICO FINE



Acciaio ≤ 500 N/mm ²	Acciaio 500-800 N/mm ²
Acciaio 800-1200 N/mm ²	Acciaio INOX
ALU	ALU Si <10%
	CU

MASCHI A RULLARE

M	MF	60° -P-	6HX	FORMA C -2-3 -xP	TiN HSSE V3



d ₁	P	l ₁	l ₂	l ₃	d ₂	l	a	R / F	Codice	€
M2	●0.40	45	8	10	2.8	5	2.1	4 / 2	665.065	39,55
M2.5	●0.45	50	9	12.5	2.8	5	2.1	4 / 2	665.080	39,55
M3	●0.35	56	8	18	3.5	6	2.7	4 / 2	665.086	55,00
M3	●0.50	56	11	18	3.5	6	2.7	4 / 2	665.090	37,15
M4	●0.50	63	10	21	4.5	6	3.4	4 / 2	665.097	38,30
M4	●0.70	63	13	21	4.5	6	3.4	4 / 2	665.100	56,00
M5	●0.50	70	12	25	6.0	8	4.9	4 / 2	665.106	39,05
M5	●0.80	70	16	25	6.0	8	4.9	4 / 2	665.110	59,50
M6	●0.75	80	14	30	6.0	8	4.9	4 / 2	665.112	43,10
M6	●1.00	80	19	30	6.0	8	4.9	4 / 2	665.115	59,50
M8	●1.00	90	22	35	8.0	9	6.2	6 / 3	665.123	51,90
M8	●1.25	90	22	35	8.0	9	6.2	6 / 3	665.125	62,60
M10	●1.00	90	20	35	8.0	11	8.0	8 / 4	665.132	69,20
M10	●1.50	100	24	39	10.0	11	8.0	8 / 4	665.135	65,10

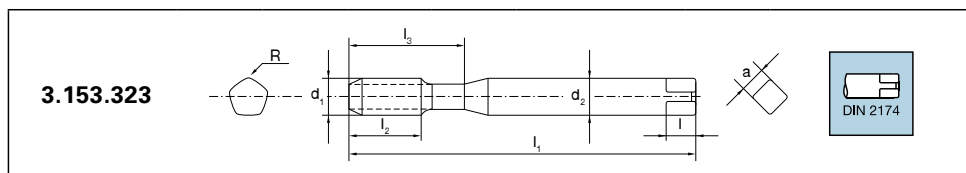
- METRICO
- METRICO FINE



Acciaio ≤ 500 N/mm ²	Acciaio 500-800 N/mm ²
Acciaio 800-1200 N/mm ²	Acciaio INOX
ALU	ALU Si <10%
CU	

MASCHI A RULLARE

M	MF	60° -P-	6HX	FORMA C -2-3-xP	TiCN HSSE V3
			 OLIO	 EMULSIONE	



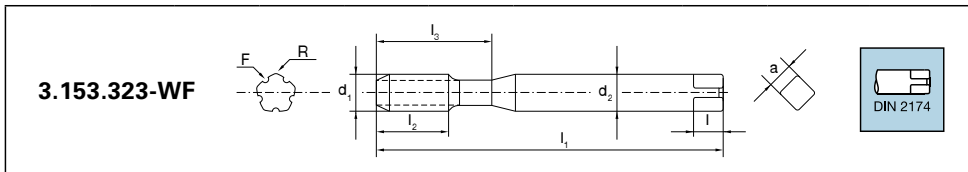
d ₁	P	l ₁	l ₂	l ₃	d ₂	l	a	R	Codice	€
M2	●0.40	45	8	10	2.8	5	2.1	4	670.065	21,35
M2.5	●0.45	50	9	12.5	2.8	5	2.1	4	670.080	21,35
M3	●0.35	56	8	18	3.5	6	2.7	4	670.086	39,55
M3	●0.50	56	11	18	3.5	6	2.7	4	670.090	17,35
M4	●0.50	63	10	21	4.5	6	3.4	4	670.097	40,30
M4	●0.70	63	13	21	4.5	6	3.4	4	670.100	17,35
M5	●0.50	70	12	25	6.0	8	4.9	4	670.106	42,40
M5	●0.80	70	16	25	6.0	8	4.9	4	670.110	18,60
M6	●0.75	80	14	30	6.0	8	4.9	4	670.112	44,40
M6	●1.00	80	19	30	6.0	8	4.9	4	670.115	19,10
M8	●1.00	90	22	35	8.0	9	6.2	6	670.123	44,40
M8	●1.25	90	22	35	8.0	9	6.2	6	670.125	22,30
M10	●1.00	90	20	35	8.0	11	8.0	8	670.132	47,90
M10	●1.50	100	24	39	10.0	11	8.0	8	670.135	28,75
●METRICO										
●METRICO FINE										



Acciaio ≤ 500 N/mm ²	Acciaio 500-800 N/mm ²
Acciaio 800-1200 N/mm ²	Acciaio INOX
ALU	ALU Si <10%
CU	

MASCHI A RULLARE

M	MF	60° -P-	6HX	FORMA C -2-3-xP	TiCN HSSE V3



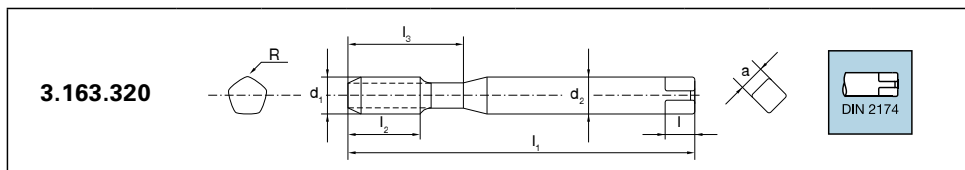
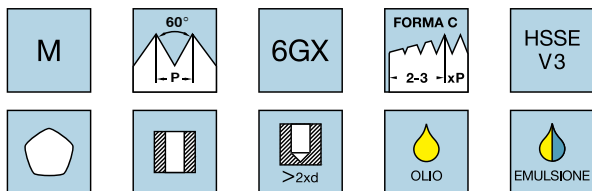
d ₁	P	l ₁	l ₂	l ₃	d ₂	l	a	R / F	Codice	€
M2	●0.40	45	8	10	2.8	5	2.1	4 / 2	675.065	23,10
M2.5	●0.45	50	9	12.5	2.8	5	2.1	4 / 2	675.080	23,10
M3	●0.35	56	8	18	3.5	6	2.7	4 / 2	675.086	43,10
M3	●0.50	56	11	18	3.5	6	2.7	4 / 2	675.090	18,85
M4	●0.50	63	10	21	4.5	6	3.4	4 / 2	675.097	43,80
M4	●0.70	63	13	21	4.5	6	3.4	4 / 2	675.100	18,85
M5	●0.50	70	12	25	6.0	8	4.9	4 / 2	675.106	45,80
M5	●0.80	70	16	25	6.0	8	4.9	4 / 2	675.110	19,85
M6	●0.75	80	14	30	6.0	8	4.9	4 / 2	675.112	47,90
M6	●1.00	80	19	30	6.0	8	4.9	4 / 2	675.115	20,35
M8	●1.00	90	22	35	8.0	9	6.2	6 / 3	675.123	48,60
M8	●1.25	90	22	35	8.0	9	6.2	6 / 3	675.125	24,05
M10	●1.00	90	20	35	8.0	11	8.0	8 / 4	675.132	53,50
M10	●1.50	100	24	39	10.0	11	8.0	8 / 4	675.135	31,00

- METRICO
- METRICO FINE



Acciaio ≤ 500 N/mm ²	Acciaio 500-800 N/mm ²
Acciaio 800-1200 N/mm ²	Acciaio INOX
ALU	ALU Si <10%
	CU

MASCHI A RULLARE

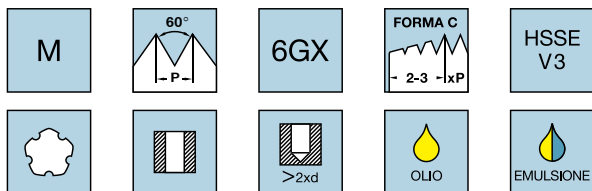


d ₁	P	l ₁	l ₂	l ₃	d ₂	l	a	R	Codice	€
M2	0.40	45	8	10	2.8	5	2.1	4	680.065	17,90
M2.5	0.45	50	9	12.5	2.8	5	2.1	4	680.080	17,85
M3	0.50	56	11	18	3.5	6	2.7	4	680.090	13,63
M4	0.70	63	13	21	4.5	6	3.4	4	680.100	13,65
M5	0.80	70	16	25	6.0	8	4.9	4	680.110	14,86
M6	1.00	80	19	30	6.0	8	4.9	4	680.115	15,40
M8	1.25	90	22	35	8.0	9	6.2	6	680.125	17,15
M10	1.50	100	24	39	10.0	11	8.0	8	680.135	21,60



Acciaio ≤ 500 N/mm ²	Acciaio 500-800 N/mm ²
Acciaio 800-1200 N/mm ²	Acciaio INOX
ALU	ALU Si <10%
	CU

MASCHI A RULLARE

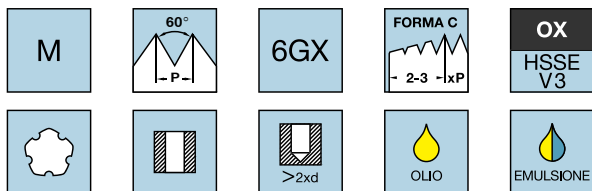


3.163.320-WF										
d_1	P	l_1	l_2	l_3	d_2	l	a	R / F	Codice	€
M2	0.40	45	8	10	2.8	5	2.1	4 / 2	695.065	24,70
M2.5	0.45	50	9	12.5	2.8	5	2.1	4 / 2	695.080	24,70
M3	0.50	56	11	18	3.5	6	2.7	4 / 2	695.090	18,75
M4	0.70	63	13	21	4.5	6	3.4	4 / 2	695.100	18,75
M5	0.80	70	16	25	6.0	8	4.9	4 / 2	695.110	20,55
M6	1.00	80	19	30	6.0	8	4.9	4 / 2	695.115	21,45
M8	1.25	90	22	35	8.0	9	6.2	6 / 3	695.125	24,70
M10	1.50	100	24	39	10.0	11	8.0	8 / 4	695.135	29,75




Acciaio ≤ 500 N/mm ²	Acciaio 500-800 N/mm ²
Acciaio 800-1200 N/mm ²	Acciaio INOX
ALU	ALU Si <10%
	CU

MASCHI A RULLARE



3.163.321-WF										
d ₁	P	l ₁	l ₂	l ₃	d ₂	l	a	R / F	Codice	€
M2	0.40	45	8	10	2.8	5	2.1	4 / 2	696.065	24,70
M2.5	0.45	50	9	12.5	2.8	5	2.1	4 / 2	696.080	24,70
M3	0.50	56	11	18	3.5	6	2.7	4 / 2	696.090	18,75
M4	0.70	63	13	21	4.5	6	3.4	4 / 2	696.095	18,75
M5	0.80	70	16	25	6.0	8	4.9	4 / 2	696.100	20,55
M6	1.00	80	19	30	6.0	8	4.9	4 / 2	696.110	21,45
M8	1.25	90	22	35	8.0	9	6.2	6 / 3	696.115	24,70
M10	1.50	100	24	39	10.0	11	8.0	8 / 4	696.125	29,75

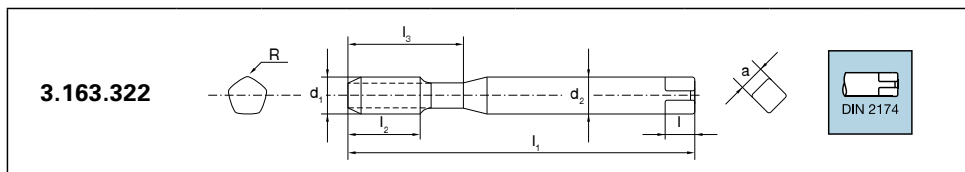




Acciaio ≤ 500 N/mm ²	Acciaio 500-800 N/mm ²
Acciaio 800-1200 N/mm ²	Acciaio INOX
ALU	ALU Si <10%
	CU

MASCHI A RULLARE

M	60° -P-	6GX	FORMA C -2-3 -xP	TIN HSSE V3

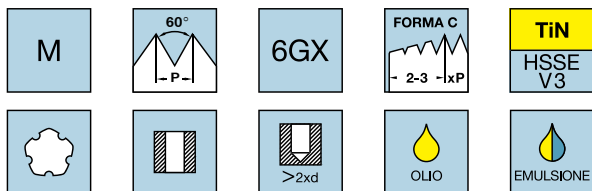


d ₁	P	l ₁	l ₂	l ₃	d ₂	l	a	R	Codice	€
M2	0.40	45	8	10	2.8	5	2.1	4	685.065	25,00
M2.5	0.45	50	9	12.5	2.8	5	2.1	4	685.080	25,00
M3	0.50	56	11	18	3.5	6	2.7	4	685.090	21,15
M4	0.70	63	13	21	4.5	6	3.4	4	685.100	21,15
M5	0.80	70	16	25	6.0	8	4.9	4	685.110	22,60
M6	1.00	80	19	30	6.0	8	4.9	4	685.115	23,20
M8	1.25	90	22	35	8.0	9	6.2	6	685.125	27,35
M10	1.50	100	24	39	10.0	11	8.0	8	685.135	34,50



Acciaio ≤ 500 N/mm ²	Acciaio 500-800 N/mm ²
Acciaio 800-1200 N/mm ²	Acciaio INOX
ALU	ALU Si <10%
	CU

MASCHI A RULLARE



<p>3.163.322-WF</p>										
d ₁	P	l ₁	l ₂	l ₃	d ₂	l	a	R / F	Codice	€
M2	0.40	45	8	10	2.8	5	2.1	4 / 2	700.065	29,50
M2.5	0.45	50	9	12.5	2.8	5	2.1	4 / 2	700.080	29,50
M3	0.50	56	11	18	3.5	6	2.7	4 / 2	700.090	23,55
M4	0.70	63	13	21	4.5	6	3.4	4 / 2	700.100	23,55
M5	0.80	70	16	25	6.0	8	4.9	4 / 2	700.110	25,30
M6	1.00	80	19	30	6.0	8	4.9	4 / 2	700.115	26,20
M8	1.25	90	22	35	8.0	9	6.2	6 / 3	700.125	30,65
M10	1.50	100	24	39	10.0	11	8.0	8 / 4	700.135	38,65



Acciaio
≤ 500
N/mm²

Acciaio
500-800
N/mm²

Acciaio
800-1200
N/mm²

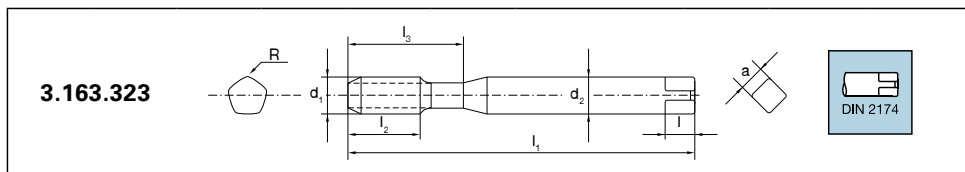
Acciaio
INOX

ALU

ALU
Si <10%

CU

MASCHI A RULLARE

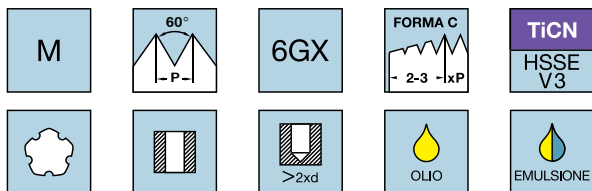


d ₁	P	l ₁	l ₂	l ₃	d ₂	l	a	R	Codice	€
M2	0.40	45	8	10	2.8	5	2.1	4	690.065	25,60
M2.5	0.45	50	9	12.5	2.8	5	2.1	4	690.080	25,60
M3	0.50	56	11	18	3.5	6	2.7	4	690.090	21,75
M4	0.70	63	13	21	4.5	6	3.4	4	690.100	21,75
M5	0.80	70	16	25	6.0	8	4.9	4	690.110	23,20
M6	1.00	80	19	30	6.0	8	4.9	4	690.115	23,80
M8	1.25	90	22	35	8.0	9	6.2	6	690.125	27,95
M10	1.50	100	24	39	10.0	11	8.0	8	690.135	35,70



Acciaio ≤ 500 N/mm ²	Acciaio 500-800 N/mm ²
Acciaio 800-1200 N/mm ²	Acciaio INOX
ALU	ALU Si <10%
	CU

MASCHI A RULLARE



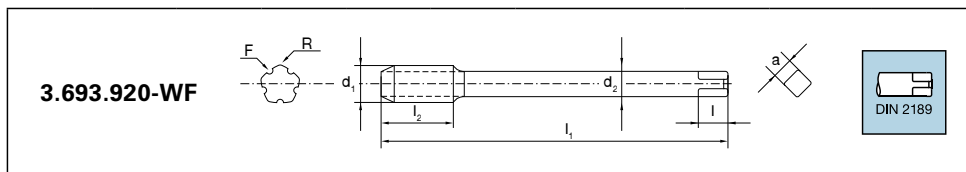
<p>3.163.323-WF</p>										
d ₁	P	l ₁	l ₂	l ₃	d ₂	l	a	R / F	Codice	€
M2	0.40	45	8	10	2.8	5	2.1	4 / 2	676.065	25,05
M2.5	0.45	50	9	12.5	2.8	5	2.1	4 / 2	676.080	25,05
M3	0.50	56	11	18	3.5	6	2.7	4 / 2	676.090	20,10
M4	0.70	63	13	21	4.5	6	3.4	4 / 2	676.100	20,10
M5	0.80	70	16	25	6.0	8	4.9	4 / 2	676.110	21,60
M6	1.00	80	19	30	6.0	8	4.9	4 / 2	676.115	22,30
M8	1.25	90	22	35	8.0	9	6.2	6 / 3	676.125	26,05
M10	1.50	100	24	39	10.0	11	8.0	8 / 4	676.135	33,20



Acciaio ≤ 500 N/mm ²	Acciaio 500-800 N/mm ²
Acciaio 800-1200 N/mm ²	Acciaio INOX
ALU	ALU Si <10%
	CU

MASCHI A RULLARE

G	55° -P-	6HX	FORMA C -2-3 -xP	HSSE V3

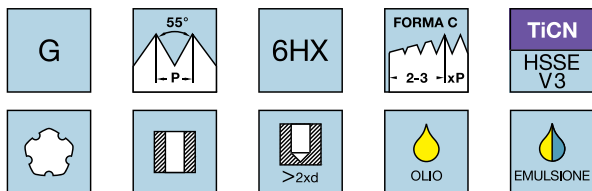


d ₁	Filetti x pollice	l ₁	l ₂	l ₃	d ₂	l	a	z	Codice	€
1/8	28	90	20		7.0	8	5.5	8 / 4	770.005	49,20
1/4	19	100	22		11.0	12	9	8 / 4	770.010	66,70
3/8	19	100	22		12.0	12	9	8 / 4	770.015	77,50





Acciaio ≤ 500 N/mm ²	Acciaio 500-800 N/mm ²
Acciaio 800-1200 N/mm ²	Acciaio INOX
ALU	ALU Si <10%
	CU

MASCHI A RULLARE

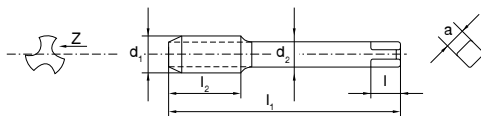


3.693.923-WF										
d_1	Filetti x pollice	l_1	l_2	l_3	d_2	l	a	z	Codice	€
1/8	28	90	20		7.0	8	5.5	8 / 4	780.005	59,20
1/4	19	100	22		11.0	12	9	8 / 4	780.010	81,60
3/8	19	100	22		12.0	12	9	8 / 4	780.015	113,50

MASCHI A MANO

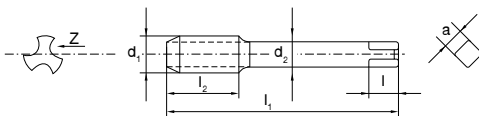


3.119.710




d ₁	P	Tipo	l ₁	l ₂	d ₂	l	a	z	Codice	€
M1.4	0.30	No.1	32	7	2.5	5	2.1	3	910.020-I	15,30
M1.4	0.30	No.2	32	7	2.5	5	2.1	3	910.020-II	15,30
M1.4	0.30	No.3	32	7	2.5	5	2.1	3	910.020-III	15,30
M1.4	0.30	Serie	32	7	2.5	5	2.1	3	910.020-S	45,80
M1.6	0.35	No.1	32	8	2.5	5	2.1	3	910.025-I	13,56
M1.6	0.35	No.2	32	8	2.5	5	2.1	3	910.025-II	13,56
M1.6	0.35	No.3	32	8	2.5	5	2.1	3	910.025-III	13,56
M1.6	0.35	Serie	32	8	2.5	5	2.1	3	910.025-S	40,70
M1.7	0.35	No.1	32	8	2.5	5	2.1	3	910.030-I	14,33
M1.7	0.35	No.2	32	8	2.5	5	2.1	3	910.030-II	14,33
M1.7	0.35	No.3	32	8	2.5	5	2.1	3	910.030-III	14,33
M1.7	0.35	Serie	32	8	2.5	5	2.1	3	910.030-S	43,00
M1.8	0.35	No.1	32	8	2.5	5	2.1	3	910.035-I	13,56
M1.8	0.35	No.2	32	8	2.5	5	2.1	3	910.035-II	13,56
M1.8	0.35	No.3	32	8	2.5	5	2.1	3	910.035-III	13,56
M1.8	0.35	Serie	32	8	2.5	5	2.1	3	910.035-S	40,70
M2	0.40	No.1	36	8	2.8	5	2.1	3	910.040-I	11,57
M2	0.40	No.2	36	8	2.8	5	2.1	3	910.040-II	11,57
M2	0.40	No.3	36	8	2.8	5	2.1	3	910.040-III	11,57
M2	0.40	Serie	36	8	2.8	5	2.1	3	910.040-S	34,75
M2.2	0.45	No.1	36	9	2.8	5	2.1	3	910.045-I	13,22
M2.2	0.45	No.2	36	9	2.8	5	2.1	3	910.045-II	13,22
M2.2	0.45	No.3	36	9	2.8	5	2.1	3	910.045-III	13,22
M2.2	0.45	Serie	36	9	2.8	5	2.1	3	910.045-S	39,70
M2.3	0.40	No.1	36	9	2.8	5	2.1	3	910.050-I	13,56
M2.3	0.40	No.2	36	9	2.8	5	2.1	3	910.050-II	13,56
M2.3	0.40	No.3	36	9	2.8	5	2.1	3	910.050-III	13,56
M2.3	0.40	Serie	36	9	2.8	5	2.1	3	910.050-S	40,70
M2.5	0.45	No.1	40	9	2.8	5	2.1	3	910.055-I	10,03
M2.5	0.45	No.2	40	9	2.8	5	2.1	3	910.055-II	10,03
M2.5	0.45	No.3	40	9	2.8	5	2.1	3	910.055-III	10,03
M2.5	0.45	Serie	40	9	2.8	5	2.1	3	910.055-S	30,10
M2.6	0.45	No.1	40	9	2.8	5	2.1	3	910.060-I	10,92
M2.6	0.45	No.2	40	9	2.8	5	2.1	3	910.060-II	10,92
M2.6	0.45	No.3	40	9	2.8	5	2.1	3	910.060-III	10,92
M2.6	0.45	Serie	40	9	2.8	5	2.1	3	910.060-S	32,80

3.119.710



d ₁	P	Tipo	l ₁	l ₂	d ₂	l	a	z	Codice	€
M9	1.25	No.1	63	22	7.0	8	5.5	4	910.105-I	15,50
M9	1.25	No.2	63	22	7.0	8	5.5	4	910.105-II	15,50
M9	1.25	No.3	63	22	7.0	8	5.5	4	910.105-III	15,50
M9	1.25	Serie	63	22	7.0	8	5.5	4	910.105-S	46,50
M10	1.50	No.1	70	24	7.0	8	5.5	4	910.110-I	11,95
M10	1.50	No.2	70	24	7.0	8	5.5	4	910.110-II	11,95
M10	1.50	No.3	70	24	7.0	8	5.5	4	910.110-III	11,95
M10	1.50	Serie	70	24	7.0	8	5.5	4	910.110-S	35,85
M11	1.50	No.1	70	24	8.0	9	6.2	4	910.115-I	20,50
M11	1.50	No.2	70	24	8.0	9	6.2	4	910.115-II	20,50
M11	1.50	No.3	70	24	8.0	9	6.2	4	910.115-III	20,50
M11	1.50	Serie	70	24	8.0	9	6.2	4	910.115-S	61,50
M12	1.75	No.1	75	28	9.0	10	7	4	910.120-I	15,70
M12	1.75	No.2	75	28	9.0	10	7	4	910.120-II	15,70
M12	1.75	No.3	75	28	9.0	10	7	4	910.120-III	15,70
M12	1.75	Serie	75	28	9.0	10	7	4	910.120-S	47,10
M14	2.00	No.1	80	30	11.0	12	9	4	910.125-I	20,45
M14	2.00	No.2	80	30	11.0	12	9	4	910.125-II	20,45
M14	2.00	No.3	80	30	11.0	12	9	4	910.125-III	20,45
M14	2.00	Serie	80	30	11.0	12	9	4	910.125-S	61,40
M16	2.00	No.1	80	32	12.0	12	9	4	910.130-I	24,60
M16	2.00	No.2	80	32	12.0	12	9	4	910.130-II	24,60
M16	2.00	No.3	80	32	12.0	12	9	4	910.130-III	24,60
M16	2.00	Serie	80	32	12.0	12	9	4	910.130-S	73,70
M18	2.50	No.1	95	34	14.0	14	11	4	910.135-I	35,85
M18	2.50	No.2	95	34	14.0	14	11	4	910.135-II	35,85
M18	2.50	No.3	95	34	14.0	14	11	4	910.135-III	35,85
M18	2.50	Serie	95	34	14.0	14	11	4	910.135-S	107,50
M20	2.50	No.1	95	34	16.0	15	12	4	910.140-I	36,85
M20	2.50	No.2	95	34	16.0	15	12	4	910.140-II	36,85
M20	2.50	No.3	95	34	16.0	15	12	4	910.140-III	36,85
M20	2.50	Serie	95	34	16.0	15	12	4	910.140-S	110,50
M22	2.50	No.1	100	34	18.0	17	14.5	4	910.145-I	43,90
M22	2.50	No.2	100	34	18.0	17	14.5	4	910.145-II	43,90
M22	2.50	No.3	100	34	18.0	17	14.5	4	910.145-III	43,90
M22	2.50	Serie	100	34	18.0	17	14.5	4	910.145-S	131,50



No. 1



No. 2



No. 3



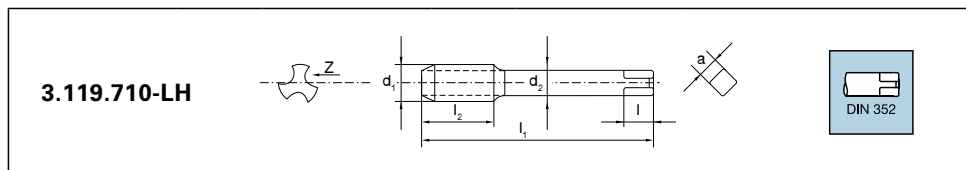
Acciaio
≤ 500
N/mm²

Acciaio
500-800
N/mm²

ALU
Si <10%

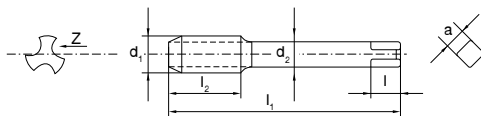
CU

MASCHI A MANO



d ₁	P	Tipo	l ₁	l ₂	d ₂	l	a	z	Codice	€
M3	0.50	No.1	40	11	3.5	6	2.7	3	915.065-I	17,65
M3	0.50	No.2	40	11	3.5	6	2.7	3	915.065-II	17,65
M3	0.50	No.3	40	11	3.5	6	2.7	3	915.065-III	17,65
M3	0.50	Serie	40	11	3.5	6	2.7	3	915.065-S	53,00
M4	0.70	No.1	45	13	4.5	6	3.4	3	915.075-I	18,00
M4	0.70	No.2	45	13	4.5	6	3.4	3	915.075-II	18,00
M4	0.70	No.3	45	13	4.5	6	3.4	3	915.075-III	18,00
M4	0.70	Serie	45	13	4.5	6	3.4	3	915.075-S	54,00
M5	0.80	No.1	50	16	6.0	8	4.9	3	915.085-I	18,00
M5	0.80	No.2	50	16	6.0	8	4.9	3	915.085-II	18,00
M5	0.80	No.3	50	16	6.0	8	4.9	3	915.085-III	18,00
M5	0.80	Serie	50	16	6.0	8	4.9	3	915.085-S	54,00
M6	1.00	No.1	56	19	6.0	8	4.9	3	915.090-I	18,75
M6	1.00	No.2	56	19	6.0	8	4.9	3	915.090-II	18,75
M6	1.00	No.3	56	19	6.0	8	4.9	3	915.090-III	18,75
M6	1.00	Serie	56	19	6.0	8	4.9	3	915.090-S	56,30

3.119.710-LH



d ₁	P	Tipo	l ₁	l ₂	d ₂	l	a	z	Codice	€
M8	1.25	No.1	63	22	6.0	8	4.9	4	915.100-I	21,80
M8	1.25	No.2	63	22	6.0	8	4.9	4	915.100-II	21,80
M8	1.25	No.3	63	22	6.0	8	4.9	4	915.100-III	21,80
M8	1.25	Serie	63	22	6.0	8	4.9	4	915.100-S	65,40
M10	1.50	No.1	70	24	7.0	8	5.5	4	915.110-I	27,20
M10	1.50	No.2	70	24	7.0	8	5.5	4	915.110-II	27,20
M10	1.50	No.3	70	24	7.0	8	5.5	4	915.110-III	27,20
M10	1.50	Serie	70	24	7.0	8	5.5	4	915.110-S	81,50
M12	1.75	No.1	75	28	9.0	10	7	4	915.120-I	32,00
M12	1.75	No.2	75	28	9.0	10	7	4	915.120-II	32,00
M12	1.75	No.3	75	28	9.0	10	7	4	915.120-III	32,00
M12	1.75	Serie	75	28	9.0	10	7	4	915.120-S	96,00
M14	2.00	No.1	80	30	11.0	12	9	4	915.125-I	45,80
M14	2.00	No.2	80	30	11.0	12	9	4	915.125-II	45,80
M14	2.00	No.3	80	30	11.0	12	9	4	915.125-III	45,80
M14	2.00	Serie	80	30	11.0	12	9	4	915.125-S	137,50
M16	2.00	No.1	80	32	12.0	12	9	4	915.130-I	52,10
M16	2.00	No.2	80	32	12.0	12	9	4	915.130-II	52,10
M16	2.00	No.3	80	32	12.0	12	9	4	915.130-III	52,10
M16	2.00	Serie	80	32	12.0	12	9	4	915.130-S	156,50
M18	2.50	No.1	95	34	14.0	14	11	4	915.135-I	72,00
M18	2.50	No.2	95	34	14.0	14	11	4	915.135-II	72,00
M18	2.50	No.3	95	34	14.0	14	11	4	915.135-III	72,00
M18	2.50	Serie	95	34	14.0	14	11	4	915.135-S	216,00
M20	2.50	No.1	95	34	16.0	15	12	4	915.140-I	75,90
M20	2.50	No.2	95	34	16.0	15	12	4	915.140-II	75,90
M20	2.50	No.3	95	34	16.0	15	12	4	915.140-III	75,90
M20	2.50	Serie	95	34	16.0	15	12	4	915.140-S	227,50
M22	2.50	No.1	100	34	18.0	17	14.5	4	915.145-I	79,70
M22	2.50	No.2	100	34	18.0	17	14.5	4	915.145-II	79,70
M22	2.50	No.3	100	34	18.0	17	14.5	4	915.145-III	79,70
M22	2.50	Serie	100	34	18.0	17	14.5	4	915.145-S	239,00
M24	3.00	No.1	110	38	18.0	17	14.5	4	915.150-I	80,30
M24	3.00	No.2	110	38	18.0	17	14.5	4	915.150-II	80,30
M24	3.00	No.3	110	38	18.0	17	14.5	4	915.150-III	80,30
M24	3.00	Serie	110	38	18.0	17	14.5	4	915.150-S	241,00

No. 1



No. 2



No. 3



Acciaio
INOX

Acciaio
500-800
N/mm²

Acciaio
800-1200
N/mm²

OTTONE

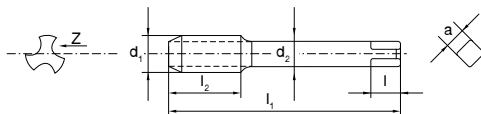
ALU
Si <10%

Ni

MASCHI A MANO

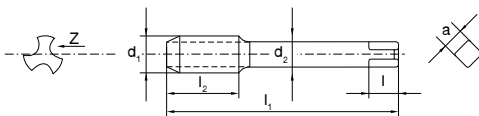


6.119.721



d ₁	P	Tipo	l ₁	l ₂	d ₂	l	a	z	Codice	€
M2	0.40	No.1	36	8	2.8	5	2.1	3	920.040-I	15,60
M2	0.40	No.2	36	8	2.8	5	2.1	3	920.040-II	15,60
M2	0.40	No.3	36	8	2.8	5	2.1	3	920.040-III	15,60
M2	0.40	Serie	36	8	2.8	5	2.1	3	920.040-S	46,70
M2.5	0.45	No.1	40	9	2.8	5	2.1	3	920.055-I	13,95
M2.5	0.45	No.2	40	9	2.8	5	2.1	3	920.055-II	13,95
M2.5	0.45	No.3	40	9	2.8	5	2.1	3	920.055-III	13,95
M2.5	0.45	Serie	40	9	2.8	5	2.1	3	920.055-S	41,90
M3	0.50	No.1	40	11	3.5	6	2.7	3	920.065-I	10,62
M3	0.50	No.2	40	11	3.5	6	2.7	3	920.065-II	10,62
M3	0.50	No.3	40	11	3.5	6	2.7	3	920.065-III	10,62
M3	0.50	Serie	40	11	3.5	6	2.7	3	920.065-S	31,85
M3.5	0.60	No.1	45	12	4.0	6	3	3	920.070-I	12,35
M3.5	0.60	No.2	45	12	4.0	6	3	3	920.070-II	12,35
M3.5	0.60	No.3	45	12	4.0	6	3	3	920.070-III	12,35
M3.5	0.60	Serie	45	12	4.0	6	3	4	920.070-S	37,05

6.119.721



d ₁	P	Tipo	l ₁	l ₂	d ₂	l	a	z	Codice	€
M4	0.70	No.1	45	13	4.5	6	3.4	3	920.075-I	10,62
M4	0.70	No.2	45	13	4.5	6	3.4	3	920.075-II	10,62
M4	0.70	No.3	45	13	4.5	6	3.4	3	920.075-III	10,62
M4	0.70	Serie	45	13	4.5	6	3.4	3	920.075-S	31,85
M5	0.80	No.1	50	16	6.0	8	4.9	3	920.085-I	11,59
M5	0.80	No.2	50	16	6.0	8	4.9	3	920.085-II	11,59
M5	0.80	No.3	50	16	6.0	8	4.9	3	920.085-III	11,59
M5	0.80	Serie	50	16	6.0	8	4.9	3	920.085-S	34,80
M6	1.00	No.1	56	19	6.0	8	4.9	3	920.090-I	11,97
M6	1.00	No.2	56	19	6.0	8	4.9	3	920.090-II	11,97
M6	1.00	No.3	56	19	6.0	8	4.9	3	920.090-III	11,97
M6	1.00	Serie	56	19	6.0	8	4.9	3	920.090-S	35,90
M8	1.25	No.1	63	22	6.0	8	4.9	4	920.100-I	12,82
M8	1.25	No.2	63	22	6.0	8	4.9	4	920.100-II	12,82
M8	1.25	No.3	63	22	6.0	8	4.9	4	920.100-III	12,82
M8	1.25	Serie	63	22	6.0	8	4.9	4	920.100-S	38,50
M10	1.50	No.1	70	24	7.0	8	5.5	4	920.110-I	16,90
M10	1.50	No.2	70	24	7.0	8	5.5	4	920.110-II	16,90
M10	1.50	No.3	70	24	7.0	8	5.5	4	920.110-III	16,90
M10	1.50	Serie	70	24	7.0	8	5.5	4	920.110-S	50,70
M12	1.75	No.1	75	28	9.0	10	7	4	920.120-I	21,90
M12	1.75	No.2	75	28	9.0	10	7	4	920.120-II	21,90
M12	1.75	No.3	75	28	9.0	10	7	4	920.120-III	21,90
M12	1.75	Serie	75	28	9.0	10	7	4	920.120-S	65,70
M14	2.00	No.1	80	30	11.0	12	9	4	920.125-I	28,95
M14	2.00	No.2	80	30	11.0	12	9	4	920.125-II	28,95
M14	2.00	No.3	80	30	11.0	12	9	4	920.125-III	28,95
M14	2.00	Serie	80	30	11.0	12	9	4	920.125-S	86,80
M16	2.00	No.1	80	32	12.0	12	9	4	920.130-I	35,50
M16	2.00	No.2	80	32	12.0	12	9	4	920.130-II	35,50
M16	2.00	No.3	80	32	12.0	12	9	4	920.130-III	35,50
M16	2.00	Serie	80	32	12.0	12	9	4	920.130-S	106,50

No. 1



No. 2



No. 3

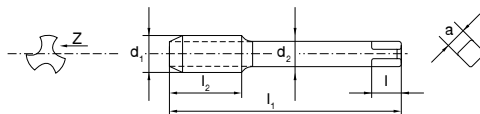


Acciaio INOX	Acciaio 500-800 N/mm ²
Acciaio 800-1200 N/mm ²	OTTONE
ALU Si <10%	Ni

MASCHI A MANO

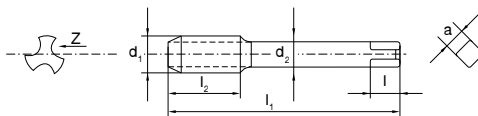
M	60°	0°	OX HSSE V3
	>2xd		SECCO
			EMULSIONE
			OLIO

6.119.721-P



d ₁	P	Tipo	l ₁	l ₂	d ₂	l	a	z	Codice	€
M2	0.40	No.1	36	8	2.8	5	2.1	3	925.040-I	14,86
M2	0.40	No.2	36	8	2.8	5	2.1	3	920.040-II	15,60
M2	0.40	No.3	36	8	2.8	5	2.1	3	920.040-III	15,60
M2	0.40	Serie	36	8	2.8	5	2.1	3	925.040-S	44,60
M2.5	0.45	No.1	40	9	2.8	5	2.1	3	925.055-I	13,32
M2.5	0.45	No.2	40	9	2.8	5	2.1	3	920.055-II	13,95
M2.5	0.45	No.3	40	9	2.8	5	2.1	3	920.055-III	13,95
M2.5	0.45	Serie	40	9	2.8	5	2.1	3	925.055-S	39,95
M3	0.50	No.1	40	11	3.5	6	2.7	3	925.065-I	10,15
M3	0.50	No.2	40	11	3.5	6	2.7	3	920.065-II	10,62
M3	0.50	No.3	40	11	3.5	6	2.7	3	920.065-III	10,62
M3	0.50	Serie	40	11	3.5	6	2.7	3	925.065-S	30,45
M3.5	0.60	No.1	45	12	4.0	6	3	3	925.070-I	12,03
M3.5	0.60	No.2	45	12	4.0	6	3	3	920.070-II	12,35
M3.5	0.60	No.3	45	12	4.0	6	3	3	920.070-III	12,35
M3.5	0.60	Serie	45	12	4.0	6	3	4	925.070-S	36,10

6.119.721-P



d ₁	P	Tipo	l ₁	l ₂	d ₂	l	a	z	Codice	€
M4	0.70	No.1	45	13	4.5	6	3.4	3	925.075-I	10,15
M4	0.70	No.2	45	13	4.5	6	3.4	3	920.075-II	10,62
M4	0.70	No.3	45	13	4.5	6	3.4	3	920.075-III	10,62
M4	0.70	Serie	45	13	4.5	6	3.4	3	925.075-S	30,45
M5	0.80	No.1	50	16	6.0	8	4.9	3	925.085-I	11,08
M5	0.80	No.2	50	16	6.0	8	4.9	3	920.085-II	11,59
M5	0.80	No.3	50	16	6.0	8	4.9	3	920.085-III	11,59
M5	0.80	Serie	50	16	6.0	8	4.9	3	925.085-S	33,25
M6	1.00	No.1	56	19	6.0	8	4.9	3	925.090-I	11,43
M6	1.00	No.2	56	19	6.0	8	4.9	3	920.090-II	11,97
M6	1.00	No.3	56	19	6.0	8	4.9	3	920.090-III	11,97
M6	1.00	Serie	56	19	6.0	8	4.9	3	925.090-S	34,30
M8	1.25	No.1	63	22	6.0	8	4.9	4	925.100-I	12,25
M8	1.25	No.2	63	22	6.0	8	4.9	4	920.100-II	12,82
M8	1.25	No.3	63	22	6.0	8	4.9	4	920.100-III	12,82
M8	1.25	Serie	63	22	6.0	8	4.9	4	925.100-S	36,75
M10	1.50	No.1	70	24	7.0	8	5.5	4	925.110-I	16,20
M10	1.50	No.2	70	24	7.0	8	5.5	4	920.110-II	16,90
M10	1.50	No.3	70	24	7.0	8	5.5	4	920.110-III	16,90
M10	1.50	Serie	70	24	7.0	8	5.5	4	925.110-S	48,60
M12	1.75	No.1	75	28	9.0	10	7	4	925.120-I	20,65
M12	1.75	No.2	75	28	9.0	10	7	4	920.120-II	21,90
M12	1.75	No.3	75	28	9.0	10	7	4	920.120-III	21,90
M12	1.75	Serie	75	28	9.0	10	7	4	925.120-S	61,90
M14	2.00	No.1	80	30	11.0	12	9	4	925.125-I	27,30
M14	2.00	No.2	80	30	11.0	12	9	4	920.125-II	28,95
M14	2.00	No.3	80	30	11.0	12	9	4	920.125-III	28,95
M14	2.00	Serie	80	30	11.0	12	9	4	925.125-S	81,80
M16	2.00	No.1	80	32	12.0	12	9	4	925.130-I	33,50
M16	2.00	No.2	80	32	12.0	12	9	4	920.130-II	35,50
M16	2.00	No.3	80	32	12.0	12	9	4	920.130-III	35,50
M16	2.00	Serie	80	32	12.0	12	9	4	925.130-S	100,50

No. 1



Acciaio
≤ 500
N/mm²

Acciaio
500-800
N/mm²

No. 2



ISO2
(6H)

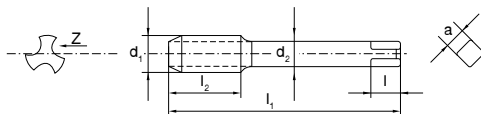
ALU
Si <10%

CU

MASCHI A MANO

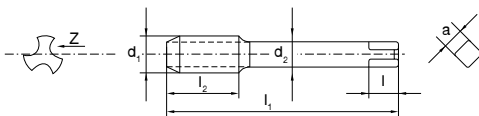


3.219.810



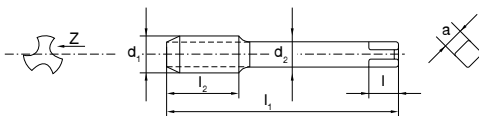
d ₁	P	Tipo	l ₁	l ₂	d ₂	l	a	z	Codice	€
M2	0.25	No.1	36	8	2.8	5	2.1	3	930.000-I	22,30
M2	0.25	No.2	36	8	2.8	5	2.1	3	930.000-II	22,30
M2	0.25	Serie	36	8	2.8	5	2.1	4	930.000-S	44,60
M2.5	0.35	No.1	40	9	2.8	5	2.1	3	930.005-I	20,30
M2.5	0.35	No.2	40	9	2.8	5	2.1	3	930.005-II	20,30
M2.5	0.35	Serie	40	9	2.8	5	2.1	3	930.005-S	40,50
M3	0.35	No.1	40	8	3.5	6	2.7	3	930.015-I	16,20
M3	0.35	No.2	40	8	3.5	6	2.7	3	930.015-II	16,20
M3	0.35	Serie	40	8	3.5	6	2.7	3	930.015-S	32,35
M3.5	0.35	No.1	45	9	4.0	6	3	3	930.020-I	22,60
M3.5	0.35	No.2	45	9	4.0	6	3	3	930.020-II	22,60
M3.5	0.35	Serie	45	9	4.0	6	3	3	930.020-S	45,10
M4	0.35	No.1	45	10	4.5	6	3.4	3	930.025-I	22,30
M4	0.35	No.2	45	10	4.5	6	3.4	3	930.025-II	22,30
M4	0.35	Serie	45	10	4.5	6	3.4	3	930.025-S	44,60

3.219.810




d ₁	P	Tipo	l ₁	l ₂	d ₂	l	a	z	Codice	€
M12	1.00	No.1	70	22	9.0	10	7	4	930.100-I	18,60
M12	1.00	No.2	70	22	9.0	10	7	4	930.100-II	18,60
M12	1.00	Serie	70	22	9.0	10	7	4	930.100-S	37,20
M12	1.25	No.1	70	22	9.0	10	7	4	930.105-I	23,65
M12	1.25	No.2	70	22	9.0	10	7	4	930.105-II	23,65
M12	1.25	Serie	70	22	9.0	10	7	4	930.105-S	47,30
M12	1.50	No.1	70	22	9.0	10	7	4	930.110-I	18,25
M12	1.50	No.2	70	22	9.0	10	7	4	930.110-II	18,25
M12	1.50	Serie	70	22	9.0	10	7	4	930.110-S	36,45
M14	1.00	No.1	70	22	11.0	12	9	4	930.120-I	27,10
M14	1.00	No.2	70	22	11.0	12	9	4	930.120-II	27,10
M14	1.00	Serie	70	22	11.0	12	9	4	930.120-S	54,20
M14	1.25	No.1	70	22	11.0	12	9	4	930.125-I	28,65
M14	1.25	No.2	70	22	11.0	12	9	4	930.125-II	28,65
M14	1.25	Serie	70	22	11.0	12	9	4	930.125-S	57,30
M14	1.50	No.1	70	22	11.0	12	9	4	930.130-I	22,90
M14	1.50	No.2	70	22	11.0	12	9	4	930.130-II	22,90
M14	1.50	Serie	70	22	11.0	12	9	4	930.130-S	45,80
M15	1.50	No.1	80	22	12.0	12	9	4	930.140-I	31,05
M15	1.50	No.2	80	22	12.0	12	9	4	930.140-II	31,05
M15	1.50	Serie	80	22	12.0	12	9	4	930.140-S	54,20
M16	1.00	No.1	80	22	12.0	12	9	4	930.145-I	29,20
M16	1.00	No.2	80	22	12.0	12	9	4	930.145-II	29,20
M16	1.00	Serie	80	22	12.0	12	9	4	930.145-S	58,30
M16	1.50	No.1	80	22	12.0	12	9	4	930.150-I	23,95
M16	1.50	No.2	80	22	12.0	12	9	4	930.150-II	23,95
M16	1.50	Serie	80	22	12.0	12	9	4	930.150-S	47,90
M18	1.00	No.1	80	22	14.0	14	11	4	930.155-I	39,45
M18	1.00	No.2	80	22	14.0	14	11	4	930.155-II	39,45
M18	1.00	Serie	80	22	14.0	14	11	4	930.155-S	78,80
M18	1.50	No.1	80	22	14.0	14	11	4	930.160-I	35,05
M18	1.50	No.2	80	22	14.0	14	11	4	930.160-II	35,05
M18	1.50	Serie	80	22	14.0	14	11	4	930.160-S	70,10
M18	2.00	No.1	80	22	14.0	14	11	4	930.165-I	40,70
M18	2.00	No.2	80	22	14.0	14	11	4	930.165-II	40,70
M18	2.00	Serie	80	22	14.0	14	11	4	930.165-S	81,30

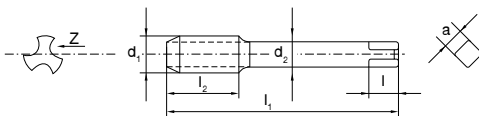
3.219.810




d ₁	P	Tipo	l ₁	l ₂	d ₂	l	a	z	Codice	€
M30	2.00	No.1	90	22	22.0	21	18	4	930.250-I	87,30
M30	2.00	No.2	90	22	22.0	21	18	4	930.250-II	87,30
M30	2.00	Serie	90	22	22.0	21	18	4	930.250-S	174,50
M32	1.50	No.1	90	22	22.0	21	18	4	930.255-I	90,00
M32	1.50	No.2	90	22	22.0	21	18	4	930.255-II	90,00
M32	1.50	Serie	90	22	22.0	21	18	4	930.255-S	180,00
M33	2.00	No.1	100	25	25.0	23	20	4	930.265-I	115,00
M33	2.00	No.2	100	25	25.0	23	20	4	930.265-II	115,00
M33	2.00	Serie	100	25	25.0	23	20	4	930.265-S	230,00
M36	1.50	No.1	100	25	28.0	25	22	4	930.280-I	118,50
M36	1.50	No.2	100	25	28.0	25	22	4	930.280-II	118,50
M36	1.50	Serie	100	25	28.0	25	22	4	930.280-S	237,00
M36	2.00	No.1	125	40	28.0	25	22	4	930.285-I	130,00
M36	2.00	No.2	125	40	28.0	25	22	4	930.285-II	130,00
M36	2.00	Serie	125	40	28.0	25	22	4	930.285-S	260,00
M36	3.00	No.1	125	40	28.0	25	22	4	930.290-I	137,50
M36	3.00	No.2	125	40	28.0	25	22	4	930.290-II	137,50
M36	3.00	Serie	125	40	28.0	25	22	4	930.290-S	274,00
M38	1.50	No.1	100	25	28.0	25	22	4	930.295-I	129,50
M38	1.50	No.2	100	25	28.0	25	22	4	930.295-II	129,50
M38	1.50	Serie	100	25	28.0	25	22	4	930.295-S	259,00
M39	2.00	No.1	125	40	32.0	27	24	4	930.300-I	168,50
M39	2.00	No.2	125	40	32.0	27	24	4	930.300-II	168,50
M39	2.00	Serie	125	40	32.0	27	24	4	930.300-S	337,00
M39	3.00	No.1	125	40	32.0	27	24	4	930.305-I	174,50
M39	3.00	No.2	125	40	32.0	27	24	4	930.305-II	174,50
M39	3.00	Serie	125	40	32.0	27	24	4	930.305-S	349,00
M40	1.50	No.1	110	25	32.0	27	24	4	930.310-I	154,50
M40	1.50	No.2	110	25	32.0	27	24	4	930.310-II	154,50
M40	1.50	Serie	110	25	32.0	27	24	4	930.310-S	309,00
M40	2.00	No.1	125	40	32.0	27	24	4	930.315-I	164,00
M40	2.00	No.2	125	40	32.0	27	24	4	930.315-II	164,00
M40	2.00	Serie	125	40	32.0	27	24	4	930.315-S	328,00
M40	3.00	No.1	125	40	32.0	27	24	4	930.320-I	175,50
M40	3.00	No.2	125	40	32.0	27	24	4	930.320-II	175,50
M40	3.00	Serie	125	40	32.0	27	24	4	930.320-S	351,00



3.399.710



d ₁	Filetti x pollice	Tipo	l ₁	l ₂	d ₂	l	a	z	Codice	€
No.4	40	No.1	40	11	3.5	6	2.7	3	940.020-I	11,85
No.4	40	No.2	40	11	3.5	6	2.7	3	940.020-II	11,85
No.4	40	No.3	40	11	3.5	6	2.7	3	940.020-III	11,85
No.4	40	Serie	40	11	3.5	6	2.7	3	940.020-S	35,60
No.5	40	No.1	40	11	3.5	6	2.7	3	940.025-I	11,79
No.5	40	No.2	40	11	3.5	6	2.7	3	940.025-II	11,79
No.5	40	No.3	40	11	3.5	6	2.7	3	940.025-III	11,79
No.5	40	Serie	40	11	3.5	6	2.7	3	940.025-S	35,40
No.6	32	No.1	45	12	4.0	6	3	3	940.030-I	11,73
No.6	32	No.2	45	12	4.0	6	3	3	940.030-II	11,73
No.6	32	No.3	45	12	4.0	6	3	3	940.030-III	11,73
No.6	32	Serie	45	12	4.0	6	3	3	940.030-S	35,25
No.8	32	No.1	45	13	4.5	6	3.4	3	940.035-I	11,85
No.8	32	No.2	45	13	4.5	6	3.4	3	940.035-II	11,85
No.8	32	No.3	45	13	4.5	6	3.4	3	940.035-III	11,85
No.8	32	Serie	45	13	4.5	6	3.4	3	940.035-S	35,60
No.10	24	No.1	50	16	6.0	7	4.9	3	940.040-I	12,41
No.10	24	No.2	50	16	6.0	7	4.9	3	940.040-II	12,41
No.10	24	No.3	50	16	6.0	7	4.9	3	940.040-III	12,41
No.10	24	Serie	50	16	6.0	7	4.9	3	940.040-S	37,25
No.12	24	No.1	50	16	6.0	8	4.9	3	940.045-I	13,67
No.12	24	No.2	50	16	6.0	8	4.9	3	940.045-II	13,67
No.12	24	No.3	50	16	6.0	8	4.9	3	940.045-III	13,67
No.12	24	Serie	50	16	6.0	8	4.9	3	940.045-S	41,10
1/4	20	No.1	56	19	6.0	8	4.9	3	940.050-I	12,54
1/4	20	No.2	56	19	6.0	8	4.9	3	940.050-II	12,54
1/4	20	No.3	56	19	6.0	8	4.9	3	940.050-III	12,54
1/4	20	Serie	56	19	6.0	8	4.9	3	940.050-S	37,65
5/16	18	No.1	63	22	6.0	8	4.9	4	940.055-I	14,03
5/16	18	No.2	63	22	6.0	8	4.9	4	940.055-II	14,03
5/16	18	No.3	63	22	6.0	8	4.9	4	940.055-III	14,03
5/16	18	Serie	63	22	6.0	8	4.9	4	940.055-S	42,10
3/8	16	No.1	63	22	7.0	8	5.5	4	940.060-I	16,45
3/8	16	No.2	63	22	7.0	8	5.5	4	940.060-II	16,45
3/8	16	No.3	63	22	7.0	8	5.5	4	940.060-III	16,45
3/8	16	Serie	63	22	7.0	8	5.5	4	940.060-S	49,40



No. 1



Acciaio
≤ 500
N/mm²

Acciaio
500-800
N/mm²

No. 2



2B
B1.1

ALU
Si <10%

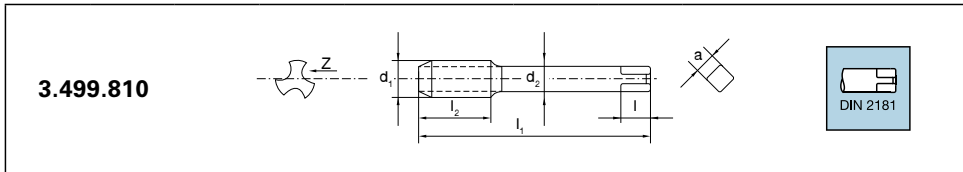
CU

MASCHI A MANO

UNF

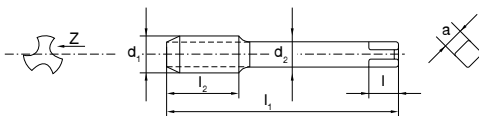


HSS



d ₁	Filetti x pollice	Tipo	l ₁	l ₂	d ₂	l	a	z	Codice	€
No.0	80	No.1	32	8	2.5	5	2.1	3	945.005-I	20,70
No.0	80	No.2	32	8	2.5	5	2.1	3	945.005-II	20,70
No.0	80	Serie	32	8	2.5	5	2.1	3	945.005-S	41,40
No.1	72	No.1	36	8	2.8	5	2.1	3	945.010-I	19,40
No.1	72	No.2	36	8	2.8	5	2.1	3	945.010-II	19,40
No.1	72	Serie	36	8	2.8	5	2.1	3	945.010-S	38,80
No.2	64	No.1	36	9	2.8	5	2.1	3	945.015-I	18,05
No.2	64	No.2	36	9	2.8	5	2.1	3	945.015-II	18,05
No.2	64	Serie	36	9	2.8	5	2.1	3	945.015-S	36,05
No.3	56	No.1	40	9	2.8	5	2.1	3	945.020-I	15,70
No.3	56	No.2	40	9	2.8	5	2.1	3	945.020-II	15,70
No.3	56	Serie	40	9	2.8	5	2.1	3	945.020-S	31,35
									CONTINUA	

3.499.810



d ₁	Filetti x pollice	Tipo	l ₁	l ₂	d ₂	l	a	z	Codice	€
No.4	48	No.1	40	8	3.5	6	2.7	3	945.025-I	14,01
No.4	48	No.2	40	8	3.5	6	2.7	3	945.025-II	14,01
No.4	48	Serie	40	8	3.5	6	2.7	3	945.025-S	28,05
No.5	44	No.1	40	8	3.5	6	2.7	3	945.030-I	13,65
No.5	44	No.2	40	8	3.5	6	2.7	3	945.030-II	13,65
No.5	44	Serie	40	8	3.5	6	2.7	3	945.030-S	27,35
No.6	40	No.1	45	9	4.0	6	3	3	945.035-I	13,65
No.6	40	No.2	45	9	4.0	6	3	3	945.035-II	13,65
No.6	40	Serie	45	9	4.0	6	3	3	945.035-S	27,35
No.8	36	No.1	45	10	4.5	6	3.4	3	945.040-I	13,22
No.8	36	No.2	45	10	4.5	6	3.4	3	945.040-II	13,22
No.8	36	Serie	45	10	4.5	6	3.4	3	945.040-S	26,45
No.10	32	No.1	56	12	6.0	7	4.9	3	945.045-I	13,65
No.10	32	No.2	50	12	6.0	7	4.9	3	945.045-II	13,65
No.10	32	Serie	50	12	6.0	7	4.9	3	945.045-S	27,35
No.12	28	No.1	50	12	6.0	8	4.9	3	945.050-I	14,33
No.12	28	No.2	50	12	6.0	8	4.9	3	945.050-II	14,33
No.12	28	Serie	50	12	6.0	8	4.9	3	945.050-S	28,65
1/4	28	No.1	56	14	6.0	8	4.9	3	945.055-I	14,02
1/4	28	No.2	56	14	6.0	8	4.9	3	945.055-II	14,02
1/4	28	Serie	56	14	6.0	8	4.9	3	945.055-S	28,05
5/16	24	No.1	63	22	6.0	8	4.9	4	945.060-I	16,70
5/16	24	No.2	63	22	6.0	8	4.9	4	945.060-II	16,70
5/16	24	Serie	63	22	6.0	8	4.9	3	945.060-S	33,35
3/8	24	No.1	63	20	7.0	8	5.5	4	945.065-I	17,40
3/8	24	No.2	63	20	7.0	8	5.5	4	945.065-II	17,40
3/8	24	Serie	63	20	7.0	8	5.5	4	945.065-S	34,75
7/16	20	No.1	63	20	8.0	9	6.2	4	945.070-I	21,80
7/16	20	No.2	63	20	8.0	9	6.2	4	945.070-II	21,80
7/16	20	Serie	63	20	8.0	9	6.2	4	945.070-S	43,70
1/2	20	No.1	70	22	9.0	10	7	4	945.075-I	23,90
1/2	20	No.2	70	22	9.0	10	7	4	945.075-II	23,90
1/2	20	Serie	70	22	9.0	10	7	4	945.075-S	47,80
9/16	18	No.1	70	22	11.0	12	9	4	945.080-I	34,35
9/16	18	No.2	70	22	11.0	12	9	4	945.080-II	34,35
9/16	18	Serie	70	22	11.0	12	9	4	945.080-S	68,70

No. 1



No. 2



Acciaio
≤ 500
N/mm²

Acciaio
500-800
N/mm²

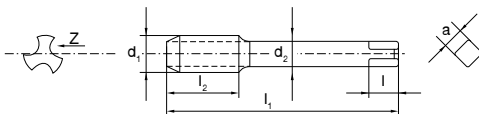
ALU
Si <10%

CU



MASCHI A MANO

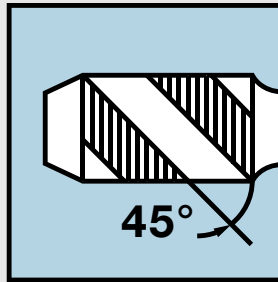





3.699.510
































d ₁	Filetti x pollice	Tipo	l ₁	l ₂	d ₂	l	a	z	Codice	€
1/8	28	No.1	63	20	7.0	8	5.5	4	935.010-I	16,50
1/8	28	No.2	63	20	7.0	8	5.5	4	935.010-II	16,50
1/8	28	Serie	63	20	7.0	8	5.5	4	935.010-S	33,00
1/4	19	No.1	70	22	11.0	12	9	4	935.015-I	22,00
1/4	19	No.2	70	22	11.0	12	9	4	935.015-II	22,00
1/4	19	Serie	70	22	11.0	12	9	4	935.015-S	44,00
3/8	19	No.1	70	22	12.0	12	9	4	935.020-I	26,35
3/8	19	No.2	70	22	12.0	12	9	4	935.020-II	26,35
3/8	19	Serie	70	22	12.0	12	9	4	935.020-S	52,70
1/2	14	No.1	80	22	16.0	15	12	4	935.025-I	38,10
1/2	14	No.2	80	22	16.0	15	12	4	935.025-II	38,10
1/2	14	Serie	80	22	16.0	15	12	4	935.025-S	76,20
5/8	14	No.1	80	22	18.0	17	14.5	4	935.030-I	46,30
5/8	14	No.2	80	22	18.0	17	14.5	4	935.030-II	46,30
5/8	14	Serie	80	22	18.0	17	14.5	4	935.030-S	92,60







































ICONE

Icone	Tipi di filettatura	Icone	Angoli di filettatura
DIN 13	Filetto metrico secondo ISO68/DIN13		Angolo di filettatura a 55° (G)
DIN 40430	PG secondo DIN40430		Angolo di filettatura a 60°
G	Filetto Whitworth DIN/ISO 228		Angolo di filettatura a 80° (PG)
ISO 228	ISO / DIN 228		
LH	Filetto sinistro	Icone	Filetto con esecuzione speciale
M	Filetto metrico ISO68/DIN13	AT	Filetto alternato
MF	Filetto metrico Fine ISO68 / DIN13	BT	Rastremato
NPT	Filetto conico 1:16 ASME/ANSI B1.20.1		
PG	Filetto per tubi di protezione conduttori elettrici DIN40430		
S MINI	Micro filetti ISO / DIN 1501		
UNC	Filetto Americano normale ASME / ANSI B1.1		
UNF	Filetto Americano Fine ASME / ANSI B1.1		

Icone	Tolleranze	Icone	Tipi di imbocco
2B B1.1	Tolleranza 2B ANSI/ASME B1.1		Imbocco forma A Lunghezza = 6-8 x passo del filetto
4HX	Tolleranza 4HX		Imbocco forma B Lunghezza = 3.5-5.5 x passo del filetto con imbocco corretto
5HX	Tolleranza 5HX		Imbocco forma C Lunghezza = 2-3 x passo del filetto
6HX	Tolleranza 6HX		Imbocco forma D Lunghezza = 3.5-5 x passo del filetto
6GX	Tolleranza 6GX		Imbocco forma E Lunghezza = 1.5-2 x passo del filetto
7G	Tolleranza 7G		Con pilota di guida per maschi a mano
ANSI B1.1	Secondo ASME/ANSI B1.1 Standard		
ISO 1 (5H)	Tolleranza ISO 1 / 5H		
ISO 2 (6H)	Tolleranza ISO 2 / 6H		
ISO 3 (6G)	Tolleranza ISO 3 / 6G		

Icone	Forma tagliente	Icone	Tipi di preforo
	Elica dritta con imbocco corretto forma B		Foro cieco cilindrico con profondità massima = 2.5 x diametro
	Elica dritta		Foro cieco cilindrico con profondità massima > 2.5 x diametro
	Elica destra 10°		Foro passante cilindrico
	LSP Elica sinistra 15°		Foro passante cilindrico in metalli sottili
	Elica destra 15°		Foro cieco conico
	Elica destra 35°		Foro passante conico
	Elica destra 40°		Foro passante conico con fondo sottile
	Elica destra 45° Lubrificazione interna assiale		
	Elica destra 45°	Icone	Lubrificazione
	Elica destra 50° Lubrificazione interna assiale		Maschiatura a secco
	Elica destra 50°		Maschiatura con emulsioni al 10%
	Lubrificazione interna assiale		Maschiatura con olio da taglio
	forma B Lubrificazione interna radiale		

Icone	Materiali e Rivestimenti	Icone	Materiali e Rivestimenti
	Rivestimento: Balinit Hardlube Corpo: Vanadium HSS		HSS
	Rivestimento: Balinit Hardlube Corpo: Vanadium HSS-PM (Sinterizzato)		HSSE High Speed Steel E con contenuto di Vanadio di ~ 3%
	Rivestimento: Nitrurato e Vaporizzato Corpo: Vanadium HSS		Metallo duro in micrograna
	Rivestimento: Nitrurato e Vaporizzato Corpo: Vanadium HSS-PM		HSS-PM (Sinterizzato)
	Rivestimento: Vaporizzato Corpo: Vanadium HSS		HSS-PM (Sinterizzato) con contenuto di 3% V e 8% Co
	Rivestimento: Vaporizzato Corpo: Vanadium HSS-PM		
	Rivestimento: Titanium CarboNitrIde Corpo: Vanadium HSS	Icone	Tipi di maschi
	Rivestimento: Titanium CarboNitrIde Corpo: Vanadium HSS-PM		Con asportazione truciolo
	Rivestimento: Titanium CarboNitrIde Corpo: metallo duro in micrograna		Con deformazione materiale e canalini di lubrificazione
	Rivestimento: Titanium Nitride Corpo: Vanadium HSS		Con deformazione materiale
	Rivestimento: Titanium Nitride Corpo: Vanadium HSS-PM		
	Rivestimento: Multistrato Corpo: Vanadium HSS		
	Rivestimento: Multistrato Corpo: Vanadium HSS-PM		

Icone	Tipo Attacco	Icone	Tipo Attacco
 DIN 352	Gambo dell'utensile secondo DIN 352	 TANOI LS	Gambo dell'utensile di lunghezza doppia norma Tanoi
 DIN 371	Gambo dell'utensile secondo DIN 371	 TANOI	Gambo dell'utensile norma Tanoi
 DIN 374	Gambo dell'utensile secondo DIN 374		
 DIN 376	Gambo dell'utensile secondo DIN 376		
 DIN 1835B ISO 3338	Gambo dell'utensile secondo DIN 1835B / ISO 3338		
 DIN 2174	Gambo dell'utensile secondo DIN 2174		
 DIN 2181	Gambo dell'utensile secondo DIN 2181		
 DIN 2182	Gambo dell'utensile secondo DIN 2182		
 DIN 2183	Gambo dell'utensile secondo DIN 2183		
 DIN 2189	Gambo dell'utensile secondo DIN 2189		
 DIN 40432	Gambo dell'utensile secondo DIN 40432		
 DIN 5156	Gambo dell'utensile secondo DIN 5156		
 DIN 5157	Gambo dell'utensile secondo DIN 5157		

Icone	Materiale	Icone	Materiale
ALU	Alluminio	Acciaio INOX	Acciaio inossidabile Rm <= 1'200 N/mm ²
ALU Si <10%	Leghe di Alluminio Si < 10%	Acciaio HRC 42-53	Acciai temprati 45-53 HRC
ALU Si >10%	Leghe di Alluminio Si > 10%	Acciaio HRC 50-63	Acciai temprati 50-63 HRC
GG/G GHISA	Ghisa, Truciolo corto, Abrasivo	Ti	Titanio e leghe di titanio
CU	Rame, Leghe di Rame Truciolo Lungo <= 200 HB	OTTONE	Ottone
CU Tr.corto	Leghe di Rame Truciolo Corto		
CU 200-300 HB	Leghe di Rame 200 - 300 HB		
Ni	Nickel, Leghe di Nickel Rm <= 900 N/mm ²		
Ni 900-1500 N/mm ²	Leghe di Nickel 900 N/mm ² < Rm < 1'500 N/mm ²		
Acciaio ≤ 500 N/mm ²	Acciaio e acciaio fuso fino a 500 N/mm ²		
Acciaio 500-800 N/mm ²	Ghisa e acciai legati e non legati da 500 a 800 N/mm ²		
Acciaio 800-1200 N/mm ²	Acciai legati e temprati da 800 a 1200 N/mm ²		
Acciaio 800-1300 N/mm ²	acciaio per utensili, non legato, lavorato a freddo e resistente al calore		



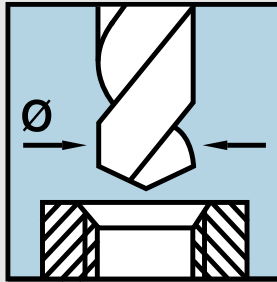


TABELLE DI FORATURA

Maschi a macchina (M)			Maschi a macchina (M)		
Misura	Passo	Diametro del preforo	Misura	Passo	Diametro del preforo
M1	0.25	0.75	M36	4	32.00
M1.1	0.25	0.85	M39	4	35.00
M1.2	0.25	0.95	M42	4.5	37.50
M1.4	0.3	1.10	M45	4.5	40.50
M1.6	0.35	1.25	M48	5	43.00
M1.7	0.35	1.30	M52	5	47.00
M1.8	0.35	1.45			
M2	0.4	1.60			
M2.2	0.45	1.75			
M2.3	0.4	1.90			
M2.5	0.45	2.05			
M2.6	0.45	2.10			
M3	0.5	2.50			
M3.5	0.6	2.90			
M4	0.7	3.30			
M4.5	0.75	3.80			
M5	0.8	4.20			
M6	1	5.00			
M7	1	6.00			
M8	1.25	6.80			
M9	1.25	7.80			
M10	1.5	8.50			
M11	1.5	9.50			
M12	1.75	10.20			
M14	2	12.00			
M16	2	14.00			
M18	2.5	15.50			
M20	2.5	17.50			
M22	2.5	19.50			
M24	3	21.00			
M27	3	24.00			
M30	3.5	26.50			
M33	3.5	29.50			

Maschi a macchina (MF)			Maschi a macchina (MF)		
Misura	Passo	Diametro del preforo	Misura	Passo	Diametro del preforo
M2	0.25	1.75	M18	2	16.00
M2.2	0.25	1.95	M20	1	19.00
M2.3	0.25	2.05	M20	1.5	18.50
M2.5	0.35	2.15	M20	2	18.00
M2.6	0.35	2.25	M22	1	21.00
M3	0.35	2.65	M22	1.5	20.50
M3.5	0.35	3.15	M22	2	20.00
M4	0.35	3.65	M24	1	23.00
M4	0.5	3.50	M24	1.5	22.50
M5	0.5	4.50	M24	2	22.00
M6	0.5	5.50	M25	1.5	23.50
M6	0.75	5.20	M26	1.5	24.50
M7	0.75	6.20	M27	1.5	25.50
M8	0.5	7.50	M27	2	25.00
M8	0.75	7.20	M28	1.5	26.50
M8	1	7.00	M30	1	29.00
M9	1	8.00	M30	1.5	28.50
M10	0.75	9.20	M30	2	28.00
M10	1	9.00	M32	1.5	30.50
M10	1.25	8.80	M33	1.5	31.50
M11	1	10.00	M33	2	31.00
M12	1	11.00	M34	1.5	32.50
M12	1.25	10.80	M35	1.5	33.50
M12	1.5	10.50	M36	1.5	34.50
M14	1	13.00	M36	2	34.00
M14	1.25	12.80	M36	3	33.00
M14	1.5	12.50	M38	1.5	36.50
M15	1	14.00	M39	2	37.00
M15	1.5	13.50	M39	3	36.00
M16	1	15.00	M40	1.5	38.50
M16	1.5	14.50	M40	2	38.00
M18	1	17.00	M40	3	37.00
M18	1.5	16.50	M42	1.5	40.50



Maschi a rullare (M)					
Misura	Passo	Diametro del preforo			
		100%	90%	80%	70%
M1	0.25	0.86	0.87	0.89	0.90
M1	0.2	0.89	0.90	0.91	0.92
M1.1	0.25	0.96	0.97	0.99	1.00
M1.1	0.2	0.99	1.00	1.01	1.02
M1.2	0.25	1.06	1.07	1.09	1.10
M1.2	0.2	1.09	1.10	1.11	1.12
M1.4	0.3	1.23	1.25	1.26	1.28
M1.4	0.2	1.29	1.30	1.31	1.32
M1.6	0.35	1.40	1.42	1.44	1.46
M1.6	0.2	1.49	1.50	1.51	1.52
M1.7	0.35	1.50	1.52	1.54	1.56
M1.7	0.2	1.59	1.60	1.61	1.62
M1.8	0.35	1.60	1.62	1.64	1.66
M1.8	0.2	1.69	1.70	1.71	1.72
M2	0.4	1.77	1.80	1.82	1.84
M2	0.25	1.86	1.87	1.89	1.91
M2.2	0.45	1.94	1.97	2.00	2.02
M2.2	0.25	2.06	2.07	2.09	2.10
M2.3	0.4	2.07	2.10	2.12	2.14
M2.3	0.25	2.16	2.17	2.19	2.20
M2.5	0.45	2.24	2.27	2.30	2.32
M2.5	0.35	2.30	2.32	2.34	2.36
M2.6	0.45	2.34	2.37	2.40	2.42
M2.6	0.35	2.40	2.42	2.44	2.46
M3	0.6	2.66	2.69	2.73	2.76
M3	0.5	2.72	2.74	2.77	2.80
M3	0.35	2.80	2.82	2.84	2.86
M3.5	0.6	3.16	3.19	3.23	3.26
M3.5	0.35	3.30	3.32	3.34	3.36
M4	0.75	3.57	3.62	3.66	3.70
M4	0.7	3.60	3.64	3.68	3.72
M4	0.5	3.72	3.74	3.77	3.80

Maschi a rullare (M)

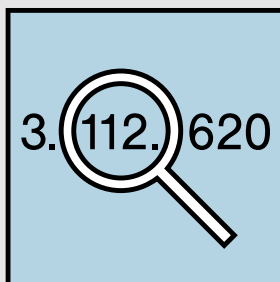
Misura	Passo	Diametro del preforo			
		100%	90%	80%	70%
M4.5	0.75	4.07	4.12	4.16	4.20
M4.5	0.5	4.22	4.24	4.27	4.30
M5	0.9	4.49	4.54	4.59	4.64
M5	0.8	4.55	4.59	4.64	4.68
M5	0.5	4.72	4.74	4.77	4.80
M5.5	0.9	4.99	5.04	5.09	5.14
M5.5	0.5	5.22	5.24	5.27	5.30
M6	1	5.43	5.49	5.55	5.60
M6	0.75	5.57	5.62	5.66	5.70
M6	0.5	5.72	5.74	5.77	5.80
M7	1	6.43	6.49	6.55	6.60
M7	0.75	6.57	6.62	6.66	6.70
M7	0.5	6.72	6.74	6.77	6.80
M8	1.25	7.29	7.36	7.43	7.50
M8	1	7.43	7.49	7.55	7.60
M8	0.75	7.57	7.62	7.66	7.70
M8	0.5	7.72	7.74	7.77	7.80
M9	1.25	8.29	8.36	8.43	8.50
M9	1	8.43	8.49	8.55	8.60
M9	0.75	8.57	8.62	8.66	8.70
M9	0.5	8.72	8.74	8.77	8.80
M10	1.5	9.15	9.23	9.32	9.40
M10	1.25	9.29	9.36	9.43	9.50
M10	1	9.43	9.49	9.55	9.60
M10	0.75	9.57	9.62	9.66	9.70
M10	0.5	9.72	9.74	9.77	9.80
M11	1.5	10.15	10.23	10.32	10.40
M11	1	10.43	10.49	10.55	10.60
M11	0.75	10.57	10.62	10.66	10.70
M12	1.75	11.01	11.11	11.21	11.31
M12	1.5	11.15	11.23	11.32	11.40
M12	1.25	11.29	11.36	11.43	11.50
M12	1	11.43	11.49	11.55	11.60

Maschi a rullare (M)

Misura	Passo	Diametro del preforo			
		100%	90%	80%	70%
M14	2	12.87	12.98	13.09	13.21
M14	1.5	13.15	13.23	13.32	13.40
M14	1.25	13.29	13.36	13.43	13.50
M14	1	13.43	13.49	13.55	13.60
M15	1.5	14.15	14.23	14.32	14.40
M15	1	14.43	14.49	14.55	14.60
M16	2	14.87	14.98	15.09	15.21
M16	1.5	15.15	15.23	15.32	15.40
M16	1	15.43	15.49	15.55	15.60
M17	1.5	16.15	16.23	16.32	16.40
M17	1	16.43	16.49	16.55	16.60
M18	2.5	16.58	16.72	16.87	17.01
M18	2	16.87	16.98	17.09	17.21
M18	1.5	17.15	17.23	17.32	17.40
M18	1	17.43	17.49	17.55	17.60
M20	2.5	18.58	18.72	18.87	19.01
M20	2	18.87	18.98	19.09	19.21
M20	1.5	19.15	19.23	19.32	19.40
M20	1	19.43	19.49	19.55	19.60
M22	2.5	20.58	20.72	20.87	21.01
M22	2	20.87	20.98	21.09	21.21
M22	1.5	21.15	21.23	21.32	21.40
M22	1	21.43	21.49	21.55	21.60
M24	2	22.87	22.98	23.09	23.21
M24	1.5	23.15	23.23	23.32	23.40
M24	1	23.43	23.49	23.55	23.60



INDICE DEI CODICI A CATALOGO



Codice	Pag.	Codice	Pag.	Codice	Pag.	Codice	Pag.
0.113.122	68	3.115.120	110	3.214.420	138	6.112.623	177
0.113.123	70	3.115.120-LH	114	3.215.420	140	6.112.653	179
0.113.126	72	3.115.220	109	3.216.422	142	6.113.121	168
0.113.622	69	3.115.620	111	3.219.810	292	6.113.621	169
0.113.623	71	3.115.620-LH	115	3.222.420	143	6.114.121	180
0.113.626	73	3.115.920-LS	112	3.225.420	144	6.114.621	181
0.213.423	74	3.116.122	116	3.392.120	146	6.115.120-AT	182
0.213.426	75	3.116.622	117	3.392.620	147	6.115.121	184
0.693.526	76	3.117.120-LSP	118	3.395.120	148	6.115.121-BT	185
1.112.120	78	3.117.620-LSP	119	3.395.620	149	6.115.122	188
1.112.620	79	3.118.120	120	3.399.710	299	6.115.123	190
1.113.923-MLT	20	3.118.620	121	3.492.620	150	6.115.620-AT	183
1.113.980-MLT	22	3.119.710	279	3.495.620	152	6.115.621	186
1.114.923-MLT	21	3.119.710-LH	286	3.499.810	303	6.115.621-BT	187
1.116.120	80	3.122.120	122	3.692.520	154	6.115.622	189
1.116.620	81	3.122.620	123	3.693.520	153	6.115.623	191
1.153.323-SL	17	3.125.120	124	3.693.920-WF	274	6.116.121	194
2.112.121	82	3.125.620	125	3.693.922-WF	275	6.116.153	196
2.112.621	83	3.142.120	126	3.693.923-WF	276	6.116.153-OH	198
2.115.121	84	3.142.620	127	3.694.520	155	6.116.221	192
2.115.621	85	3.145.120	128	3.695.520	156	6.116.621	195
3.111.120	86	3.145.620	129	3.699.510	306	6.116.653	197
3.111.620	87	3.153.320	252	3.793.920	157	6.116.653-OH	199
3.112.120	92	3.153.320-WF	254	3.893.920	158	6.118.121	200
3.112.120-LH	96	3.153.321-WF	256	5.112.150	160	6.118.621	201
3.112.122	98	3.153.322	258	5.112.153	162	6.119.721	288
3.112.126	100	3.153.322-WF	260	5.112.650	161	6.119.721-P	290
3.112.126-WF	102	3.153.323	262	5.112.653	163	6.122.121	202
3.112.220	91	3.153.323-IT	12	5.114.150	164	6.122.123	204
3.112.620	93	3.153.323-WF	264	5.114.153	166	6.122.621	203
3.112.620-LH	97	3.163.320	266	5.114.650	165	6.122.623	205
3.112.622	99	3.163.320-WF	267	5.114.653	167	6.125.121	206
3.112.626-WF	103	3.163.321-WF	268	6.112.120-AT	170	6.125.123	208
3.112.920-LS	95	3.163.322	270	6.112.121	172	6.125.621	207
3.113.120	88	3.163.322-WF	271	6.112.122	174	6.125.623	209
3.113.620	89	3.163.323	272	6.112.123	176	6.153.329-IT	10
3.114.120	106	3.163.323-WF	273	6.112.153	178	6.212.421	210
3.114.220	104	3.212.420	133	6.112.620-AT	171	6.212.423	211
3.114.620	107	3.212.422	136	6.112.621	173	6.215.421	212
3.114.920-LS	108	3.213.420	130	6.112.622	175	6.215.423	213



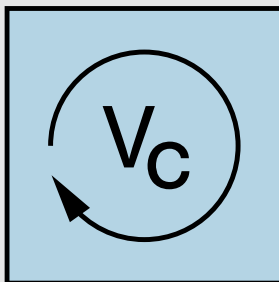






TABELLA DELLE VELOCITÀ DI TAGLIO

 Maschi con asportazione di truciolo			 ≤2xd	 >2xd
Acciaio ≤ 500 N/mm ²	Acciaio e acciaio fuso R _m < 500 N/mm ²	15~30	10~20	10~20
Acciaio 500-800 N/mm ²	Acciaio fuso e R _m < 800 N/mm ²	15~30	10~20	10~20
Acciaio 800-1200 N/mm ²	Acciai temprati, acciai legati e acciai per utensili R _m < 1200 N/mm ²	10~20	10~20	8~15
Acciaio 800-1300 N/mm ²	Acciai slegati e acciai lavorati a freddo per utensili R _m < 1300 N/mm ²	10~20	10~20	8~15
Acciaio INOX	Acciaio inossidabile R _m < 1200 N/mm ²	8~20	5~15	5~15
Acciaio HRC 42-53	Acciai temprati 42-53 HRC	2~3	1.5~3	1.5~3
Acciaio HRC 50-63	Acciai temprati 50-63 HRC	2~3	1.5~3	1.5~3
GG/G GHISA	Ghisa	15~40	15~40	15~40
CU	Rame	5~30	5~30	5~30
CU 200-300 HB	Leghe di Rame, 200-300 HB	5~30	5~30	5~30
CU SHORT	Leghe di Rame, Truciolo Corto	5~30	5~30	5~30

 Maschi con asportazione di truciolo			 ≤2xd	 >2xd
ALU	Alluminio	15~60	15~60	15~60
ALU Si <10%	Leghe di Alluminio Si < 10%	10~60	10~40	10~40
ALU Si >10%	Leghe di Alluminio Si > 10%	10~60	10~40	10~40
Ti	Titanio	2~10	2~7	2~7
Ni	Nickel	2~10	2~7	2~7
Ni 900-1500 N/mm ²	Leghe di Nickel R_m 900-1500 N/mm²	2~4	2~4	2~4

Le velocità di taglio possono variare largamente in base alle situazioni di lavoro e dai maschi usati.

Di conseguenza la velocità minima e massima sono indicative.

Per trovare la velocità di taglio più indicata è necessario condurre delle prove.







Come regola generale per le prove, per favore tenere conto di alcuni fattori:

Fattori che richiedono velocità inferiori

- L'uso di maschi in HSSE
- L'uso di maschi senza rivestimento
- Profondità di filettatura
- Materiali difficili da lavorare

Fattori che permettono velocità maggiori:

- L'uso di maschi in sinterizzato
- L'uso di maschi rivestiti
- Poca profondità di filettatura
- Materiali facili da lavorare

  Maschi a rullare			 $\leq 2xd$	 $> 2xd$	 $> 2xd$
Acciaio ≤ 500 N/mm^2	Soft Structural Steels $R_m < 500 N/mm^2$	10~30	10~30	8~25	8~25
Acciaio 500-800 N/mm^2	Acciaio fuso e $R_m < 800 N/mm^2$	10~30	10~30	8~25	8~25
Acciaio 800-1200 N/mm^2	Acciai temprati, acciai legati e acciai per utensili $R_m < 1200 N/mm^2$	5~20	5~20	3~15	3~15
Acciaio 800-1300 N/mm^2	Acciai slegati e acciai lavorati a freddo per utensili $R_m < 1300 N/mm^2$	5~20	5~20	3~15	3~15
CU	Rame	15~50	15~50	12~40	12~40
CU 200-300 HB	Leghe di Rame, 200-300 HB	15~50	15~50	12~40	12~40
CU SHORT	Leghe di Rame, Truciolo Corto	15~50	15~50	12~40	12~40
ALU	Alluminio	15~50	15~50	12~40	12~40
ALU $Si < 10\%$	Leghe di Alluminio $Si < 10\%$	15~50	15~50	12~40	12~40
ALU $Si > 10\%$	Leghe di Alluminio $Si > 10\%$	15~50	15~50	12~40	12~40

Giri/min. per diverse velocità di taglio e misura di maschi

Tipo Filetto			Velocità di taglio in m/min.																
S/M	G	UN	1	1.5	2	3	5	10	15	20	25	30	40	60	80	100			
0.5			640	950	1.270	1.910	3.180	6.370	9.550										
0.6			530	800	1.060	1.590	2.650	5.310	7.960										
0.7			450	680	910	1.360	2.270	4.550	6.820	9.090									
0.8			400	600	800	1.190	1.990	3.980	5.970	7.960	9.950								
0.9			350	530	710	1.060	1.770	3.540	5.310	7.070	8.840								
1			320	480	640	950	1.590	3.180	4.770	6.370	7.960	9.550							
1.2			270	400	530	800	1.330	2.650	3.980	5.310	6.630	7.960							
1.4			230	340	450	680	1.140	2.270	3.410	4.550	5.680	6.820	9.090						
1.6			200	300	400	600	990	1.990	2.980	3.980	4.970	5.970	7.960						
1.7			190	280	370	560	940	1.870	2.810	3.740	4.680	5.620	7.490						
1.8			180	270	350	530	880	1.770	2.650	3.540	4.420	5.310	7.070						
2			160	240	320	480	800	1.590	2.390	3.180	3.980	4.770	6.370	9.550					
2.2			140	220	290	430	720	1.450	2.170	2.890	3.620	4.340	5.790	8.680					
2.3			140	210	280	420	690	1.380	2.080	2.770	3.460	4.150	5.540	8.300					
2.5			130	190	250	380	640	1.270	1.910	2.550	3.180	3.820	5.090	7.640					
2.6			120	180	240	370	610	1.220	1.840	2.450	3.060	3.670	4.900	7.350	9.790				
3		No.5	110	160	210	320	530	1.060	1.590	2.120	2.650	3.180	4.240	6.370	8.490				
3.5			90	140	180	270	450	910	1.360	1.820	2.270	2.730	3.640	5.460	7.280	9.090			
4		No.8	80	120	160	240	400	800	1.190	1.590	1.990	2.390	3.180	4.770	6.370	7.960			
5		No.10	60	100	130	190	320	640	950	1.270	1.590	1.910	2.550	3.820	5.090	6.370			
6		1/4	50	80	110	160	270	530	800	1.060	1.330	1.590	2.120	3.180	4.240	5.310			
8	1/16"	5/16	40	60	80	120	200	400	600	800	990	1.190	1.590	2.390	3.180	3.980			
10	1/8"	7/16	30	50	60	100	160	320	480	640	800	950	1.270	1.910	2.550	3.180			
12	1/4"	1/2	30	40	50	80	130	270	400	530	660	800	1.060	1.590	2.120	2.650			
14		9/16	20	30	50	70	110	230	340	450	570	680	910	1.360	1.820	2.270			
16	3/8"	5/8	20	30	40	60	100	200	300	400	500	600	800	1.190	1.590	1.990			
18		3/4	20	30	40	50	90	180	270	350	440	530	710	1.060	1.410	1.770			
20	1/2"		20	20	30	50	80	160	240	320	400	480	640	950	1.270	1.590			
22	5/8"	7/8	10	20	30	40	70	140	220	290	360	430	580	870	1.160	1.450			
24		1	10	20	30	40	70	130	200	270	330	400	530	800	1.060	1.330			
27	3/4"	1 1/8	10	20	20	40	60	120	180	240	290	350	470	710	940	1.180			
30	7/8"		10	20	20	30	50	110	160	210	270	320	420	640	850	1.060			

Esempio: per usare un maschio di misura M6 alla velocità di taglio di 20 m/min la velocità di rotazione deve essere 1060 Giri/min.



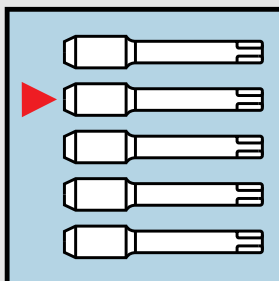


















































































TABELLE TECNICHE PER LA RICERCA DEI MASCHI





















1.113.923 MLT	1.113.980 MLT	1.114.923 MLT	3.112.220	3.114.220	3.115.220	6.116.221	3.112.120	3.112.620	3.112.920 LS	
20	22	21	91	104	109	192	92	93	95	
FORMA C 2-3 x P	FORMA C 2-3 x P	FORMA C 2-3 x P	FORMA B 3.5-5 x P	FORMA C 2-3 x P	FORMA C 2-3 x P	FORMA C 2-3 x P	FORMA B 3.5-5 x P	FORMA B 3.5-5 x P	FORMA B 3.5-5 x P	
6HX	6HX	6HX	ISO 2 (6H)	ISO 2 (6H)	ISO 2 (6H)	ISO 2 (6H)	ISO 2 (6H)	ISO 2 (6H)	ISO 2 (6H)	
				$\leq 2xd$	$> 2xd$	$> 2xd$			$\leq 2xd$	
			0	0	0	0	0	0	0	
						0				
						0				
			0	0	0		0	0	0	
						0				
0	0	0	0	0	0		0	0	0	
0	0	0				0				
						0				





















									
2.112.121	2.112.621	3.112.122	3.112.622	3.112.120 LH	3.112.620 LH	3.122.120	3.122.620	3.142.120	3.142.620
82	83	98	99	96	97	122	123	126	127
FORMA B 3.5-5 x P	FORMA B 3.5-5 x P	FORMA B 3.5-5 x P	FORMA B 3.5-5 x P	FORMA B 3.5-5 x P	FORMA B 3.5-5 x P	FORMA B 3.5-5 x P	FORMA B 3.5-5 x P	FORMA B 3.5-5 x P	FORMA B 3.5-5 x P
ISO 2 (6H)	ISO 2 (6H)	ISO 2 (6H)	ISO 2 (6H)	ISO 2 (6H)	ISO 2 (6H)	ISO 3 (6G)	ISO 3 (6G)	7G	7G
									
0	0	0	0	0	0	0	0	0	0
0	0	0	0	0	0	0	0	0	0
		0	0	0	0	0	0	0	0
		0	0	0	0	0	0	0	0





















										
3.113.120	3.113.620	3.111.120	3.111.620	3.117.120 LSP	3.117.620 LSP	3.114.120	3.114.620	3.114.920 LS	3.115.120	
88	89	86	87	118	119	106	107	108	110	
FORMA B 3.5-5 x P	FORMA B 3.5-5 x P	FORMA A 6-8 x P	FORMA A 6-8 x P	FORMA D 3.5-5 x P	FORMA D 3.5-5 x P	FORMA C 2-3 x P	FORMA C 2-3 x P	FORMA B 3.5-5 x P	FORMA C 2-3 x P	
ISO 2 (6H)	ISO 2 (6H)	ISO 2 (6H)	ISO 2 (6H)	ISO 2 (6H)	ISO 2 (6H)	ISO 2 (6H)	ISO 2 (6H)	ISO 2 (6H)	ISO 2 (6H)	
		 ≤2xd	 ≤2xd			 ≤2xd	 ≤2xd	 ≤2xd	 >2xd	
0	0	0	0	0	0	0	0	0	0	
0	0	0	0	0	0	0	0	0	0	
0	0	0	0	0	0	0	0	0	0	





















									
3.115.620	3.115.920 LS	2.115.121	2.115.621	3.118.120	3.118.620	3.116.122	3.116.622	3.115.120 LH	3.115.620 LH
111	112	84	85	120	121	116	117	114	115
FORMA C 2-3 x P	FORMA C 2-3 x P	FORMA C 2-3 x P	FORMA C 2-3 x P	FORMA E 1.5-2 x P	FORMA E 1.5-2 x P	FORMA C 2-3 x P	FORMA C 2-3 x P	FORMA C 2-3 x P	FORMA C 2-3 x P
ISO 2 (6H)	ISO 2 (6H)	ISO 2 (6H)	ISO 2 (6H)	ISO 2 (6H)	ISO 2 (6H)	ISO 2 (6H)	ISO 2 (6H)	ISO 2 (6H)	ISO 2 (6H)
 >2xd	 >2xd	 >2xd	 >2xd	 >2xd	 >2xd	 >2xd	 >2xd	 >2xd	 >2xd
	0	0	0						
0	0	0	0	0	0	0	0	0	0
0	0			0	0	0	0	0	0
0	0			0	0	0	0	0	0



















										
3.125.120	3.125.620	3.145.120	3.145.620	6.112.121	6.112.621	6.113.121	6.113.621	6.112.122	6.112.622	
124	125	128	129	172	173	168	169	174	175	
FORMA C 2-3 x P	FORMA C 2-3 x P	FORMA C 2-3 x P	FORMA C 2-3 x P	FORMA B 3.5-5 x P	FORMA B 3.5-5 x P	FORMA C 2-3 x P	FORMA C 2-3 x P	FORMA B 3.5-5 x P	FORMA B 3.5-5 x P	
ISO 3 (6G)	ISO 3 (6G)	7G	7G	ISO 2 (6H)	ISO 2 (6H)	ISO 2 (6H)	ISO 2 (6H)	ISO 2 (6H)	ISO 2 (6H)	
										
>2xd	>2xd	>2xd	>2xd			≤2xd	≤2xd			
0	0	0	0	0	0	0	0	0	0	
				0	0	0	0	0	0	
				0	0	0	0	0	0	
0	0	0	0							
				0	0	0	0	0	0	
0	0	0	0							
				0	0	0	0	0	0	
				0	0	0	0	0	0	

									
6.112.123	6.112.623	6.122.121	6.122.621	6.122.123	6.122.623	6.112.120 AT	6.112.620 AT	6.114.121	6.114.621
176	177	202	203	204	205	170	171	180	181
FORMA B 3.5-5 x P	FORMA B 3.5-5 x P	FORMA B 3.5-5 x P	FORMA B 3.5-5 x P	FORMA B 3.5-5 x P	FORMA B 3.5-5 x P	FORMA B 3.5-5 x P	FORMA B 3.5-5 x P	FORMA C 2-3 x P	FORMA C 2-3 x P
ISO 2 (6H)	ISO 2 (6H)	ISO 3 (6G)	ISO 3 (6G)	ISO 3 (6G)	ISO 3 (6G)	ISO 2 (6H)	ISO 2 (6H)	ISO 2 (6H)	ISO 2 (6H)
									
0	0	0	0	0	0	0	0	0	0
0	0	0	0	0	0	0	0	0	0
0	0	0	0	0	0	0	0	0	0
0	0	0	0	0	0	0	0	0	0
0	0	0	0	0	0	0	0	0	0
0	0	0	0	0	0	0	0	0	0
0	0	0	0	0	0	0	0	0	0





















										
6.115.121	6.115.621	6.115.121 BT	6.115.621 BT	6.118.121	6.118.621	6.116.121	6.116.621	6.115.120 AT	6.115.620 AT	
184	186	185	187	200	201	194	195	182	183	
FORMA C 2-3 x P	FORMA C 2-3 x P	FORMA C 2-3 x P	FORMA C 2-3 x P	FORMA E 1.5-2 x P	FORMA E 1.5-2 x P	FORMA C 2-3 x P	FORMA C 2-3 x P	FORMA C 2-3 x P	FORMA C 2-3 x P	
ISO 2 (6H)	ISO 2 (6H)	ISO 2 (6H)	ISO 2 (6H)	ISO 2 (6H)	ISO 2 (6H)	ISO 2 (6H)	ISO 2 (6H)	ISO 2 (6H)	ISO 2 (6H)	
 >2xd	 >2xd	 >2xd	 >2xd	 >2xd	 >2xd	 >2xd	 >2xd	 >2xd	 >2xd	
0	0	0	0	0	0	0	0	0	0	
0	0	0	0	0	0	0	0	0	0	
0	0	0	0	0	0	0	0	0	0	
0	0	0	0	0	0	0	0	0	0	
0	0	0	0	0	0	0	0	0	0	
0	0	0	0	0	0	0	0	0	0	
0	0	0	0	0	0	0	0	0	0	
0	0	0	0	0	0	0	0	0	0	













									
6.115.122	6.115.622	6.115.123	6.115.623	6.125.121	6.125.621	6.125.123	6.125.623	1.112.120	1.112.620
188	189	190	191	206	207	208	209	78	79
FORMA C 2-3 x P	FORMA C 2-3 x P	FORMA C 2-3 x P	FORMA C 2-3 x P	FORMA C 2-3 x P	FORMA C 2-3 x P	FORMA C 2-3 x P	FORMA C 2-3 x P	FORMA B 3.5-5 x P	FORMA B 3.5-5 x P
ISO 2 (6H)	ISO 2 (6H)	ISO 2 (6H)	ISO 2 (6H)	ISO 3 (6G)	ISO 3 (6G)	ISO 3 (6G)	ISO 3 (6G)	ISO 2 (6H)	ISO 2 (6H)
 >2xd	 >2xd	 >2xd	 >2xd	 >2xd	 >2xd	 >2xd	 >2xd		
0	0	0	0	0	0	0	0		
0	0	0	0	0	0	0	0		
0	0	0	0	0	0	0	0		
								0	0
0	0	0	0	0	0	0	0		
								0	0
								0	0
0	0	0	0	0	0	0	0		
0	0	0	0	0	0	0	0		





















										
1.116.120	1.116.620	0.113.126	0.113.626	0.113.122	0.113.622	0.113.123	0.113.623	3.112.126 WF	3.112.626 WF	
80	81	72	73	68	69	70	71	102	103	
FORMA C 2-3 x P	FORMA C 2-3 x P	FORMA C 2-3 x P	FORMA C 2-3 x P	FORMA C 2-3 x P	FORMA C 2-3 x P	FORMA C 2-3 x P	FORMA C 2-3 x P	FORMA B 3.5-5 x P	FORMA B 3.5-5 x P	
ISO 2 (6H)	ISO 2 (6H)	6HX	6HX	6HX	6HX	6HX	6HX	ISO 2 (6H)	ISO 2 (6H)	
										
								0	0	
								0	0	
		0	0	0	0	0	0			
0	0							0	0	
		0	0	0	0	0	0			
		0	0	0	0	0	0			
0	0									
0	0							0	0	





















										
3.112.126	5.112.150	5.112.650	5.112.153	5.112.653	7.112.151	7.112.651	7.112.150	7.112.650		
100	160	161	162	163	228	229	227	227		
FORMA B 3.5-5 x P	FORMA B 3.5-5 x P	FORMA B 3.5-5 x P	FORMA B 3.5-5 x P	FORMA B 3.5-5 x P	FORMA B 3.5-5 x P	FORMA B 3.5-5 x P	FORMA B 3.5-5 x P	FORMA B 3.5-5 x P	FORMA B 3.5-5 x P	
ISO 2 (6H)	ISO 2 (6H)	ISO 2 (6H)	ISO 2 (6H)	ISO 2 (6H)	ISO 2 (6H)	ISO 2 (6H)	ISO 2 (6H)	ISO 2 (6H)	ISO 2 (6H)	
										
0										
0										
	0	0	0	0						
	0	0	0	0						
0										
						0	0			
								0	0	

6.112.153	6.112.653	9.112.155	9.112.655	9.112.155 OH	9.112.655 OH	5.114.150	5.114.650	5.114.153	5.114.653	
178	179	238	239	240	241	164	165	166	167	
FORMA B 3.5-5 x P	FORMA B 3.5-5 x P	FORMA B 3.5-5 x P	FORMA B 3.5-5 x P	FORMA B 3.5-5 x P	FORMA B 3.5-5 x P	FORMA C 2-3 x P	FORMA C 2-3 x P	FORMA C 2-3 x P	FORMA C 2-3 x P	
ISO 2 (6H)	ISO 2 (6H)	6HX	6HX	6HX	6HX	ISO 2 (6H)	ISO 2 (6H)	ISO 2 (6H)	ISO 2 (6H)	
						≤2xd	≤2xd	≤2xd	≤2xd	
0	0	0	0	0	0					
0	0	0	0	0	0	0	0	0	0	
0	0	0	0	0	0					
		0	0	0	0					
0	0									
		0	0	0	0					
0	0									
0	0	0	0	0	0					

									
7.114.150	7.114.650	7.114.151	7.114.651	6.116.153	6.116.653	9.116.159	9.116.659	9.116.155	9.116.655
231	231	232	233	196	197	246	247	242	243
FORMA C 2-3 x P	FORMA C 2-3 x P	FORMA C 2-3 x P	FORMA C 2-3 x P	FORMA C 2-3 x P	FORMA C 2-3 x P	FORMA C 2-3 x P	FORMA C 2-3 x P	FORMA C 2-3 x P	FORMA C 2-3 x P
ISO 2 (6H)	ISO 2 (6H)	ISO 2 (6H)	ISO 2 (6H)	ISO 2 (6H)	ISO 2 (6H)	ISO 2 (6H)	ISO 2 (6H)	6HX	6HX
									
				0	0	0	0	0	0
				0	0	0	0	0	0
				0	0	0	0	0	0
						0	0	0	0
						0	0	0	0
				0	0				
						0	0	0	0
		0	0	0	0				
0	0			0	0	0	0	0	0

										
6.116.153 OH	6.116.653 OH	9.116.155 OH	9.116.655 OH		9.113.983	9.117.983				
198	199	244	245		234	236				
FORMA C 2-3 x P	FORMA C 2-3 x P	FORMA C 2-3 x P	FORMA C 2-3 x P		FORMA C 2-3 x P	FORMA D 3.5-5 x P				
ISO 2 (6H)	ISO 2 (6H)	6HX	6HX		6HX	6HX				
										
0	0	0	0							
0	0	0	0							
0	0	0	0							
					0	0				
		0	0							
		0	0							
0	0									
0	0	0	0							
0	0	0	0							

									
3.212.420	3.213.420	3.212.422	3.222.420	3.214.420	3.215.420	3.216.422	3.225.420	6.212.421	6.212.423
133	130	136	143	138	140	142	144	210	211
FORMA B 3.5-5 x P	FORMA C 2-3 x P	FORMA B 3.5-5 x P	FORMA B 3.5-5 x P	FORMA C 2-3 x P	FORMA C 2-3 x P	FORMA C 2-3 x P	FORMA C 2-3 x P	FORMA B 3.5-5 x P	FORMA B 3.5-5 x P
ISO 2 (6H)	ISO 2 (6H)	ISO 2 (6H)	ISO 2 (6H)	ISO 2 (6H)	ISO 2 (6H)	ISO 2 (6H)	ISO 2 (6H)	ISO 2 (6H)	ISO 2 (6H)
									
0	0	0	0	0	0	0	0	0	0
0	0	0	0	0	0	0	0	0	0
								0	0
								0	0
0	0	0	0	0	0	0	0	0	0
0	0	0	0	0	0	0	0	0	0
								0	0
								0	0

										
6.222.421	6.222.423	6.215.421	6.215.423	6.225.421	6.225.423	0.213.426	0.213.423	9.212.455	9.216.455	
214	215	212	213	216	217	75	74	248	249	
FORMA B 3.5-5 x P	FORMA B 3.5-5 x P	FORMA C 2-3 x P	FORMA C 2-3 x P	FORMA C 2-3 x P	FORMA C 2-3 x P	FORMA C 2-3 x P	FORMA C 2-3 x P	FORMA B 3.5-5 x P	FORMA B 3.5-5 x P	
ISO 3 (6G)	ISO 3 (6G)	ISO 2 (6H)	ISO 2 (6H)	ISO 3 (6G)	ISO 3 (6G)	6HX	6HX	6HX	6HX	
										
		>2xd	>2xd	>2xd	>2xd	≤2xd	≤2xd		>2xd	
0	0	0	0	0	0			0	0	
0	0	0	0	0	0			0	0	
0	0	0	0	0	0			0	0	
						0	0	0	0	
								0	0	
0	0	0	0	0	0	0	0			
						0	0			
								0	0	
0	0	0	0	0	0					
0	0	0	0	0	0			0	0	



9.113.983

9.117.983

234

246

**FORMA C
2-3 x P**

**FORMA D
3.5-5 x P**



















6HX

















6HX































0







0





										
3.692.520	3.693.520	3.694.520	3.695.520	6.692.521	6.695.521	0.693.526		9.113.983	9.117.983	
154	153	155	156	224	225	76		234	246	
FORMA B 3.5-5 x P	FORMA C 2-3 x P	FORMA C 2-3 x P	FORMA C 2-3 x P	FORMA B 3.5-5 x P	FORMA B 3.5-5 x P	FORMA C 2-3 x P		FORMA C 2-3 x P	FORMA D 3.5-5 x P	
ISO 228	ISO 228	ISO 228	ISO 228	ISO 228	ISO 228	ISO 228		6HX	6HX	
										
0	0	0	0	0	0			0	0	
0	0	0	0	0	0					
				0	0					
0	0	0	0							
				0	0	0				
						0				
0	0	0	0							
				0	0					
				0	0					







										
3.392.120	3.392.620	3.395.120	3.395.620	6.392.121	6.392.621	6.395.121	6.395.621			
146	147	148	149	218	219	220	221			
FORMA B 3.5-5 x P	FORMA B 3.5-5 x P	FORMA C 2-3 x P	FORMA C 2-3 x P	FORMA B 3.5-5 x P	FORMA B 3.5-5 x P	FORMA C 2-3 x P	FORMA C 2-3 x P			
2B B1.1	2B B1.1	2B B1.1	2B B1.1	2B B1.1	2B B1.1	2B B1.1	2B B1.1			
										
0	0	0	0	0	0	0	0			
0	0	0	0	0	0	0	0			
				0	0	0	0			
				0	0	0	0			
0	0	0	0							
				0	0	0	0			
0	0	0	0							
				0	0	0	0			
				0	0	0	0			

										
3.492.620	3.495.620	6.492.621	6.495.621							
150	152	222	223							
FORMA B 3.5-5 x P	FORMA B 3.5-5 x P	FORMA B 3.5-5 x P	FORMA B 3.5-5 x P							
2B B1.1	2B B1.1	2B B1.1	2B B1.1							
										
0	0									
0	0	0	0							
		0	0							
		0	0							
0	0	0	0							
		0	0							
0	0									
		0	0							
		0	0							

										
1.153.323 SL	6.153.329 IT	3.153.323 IT	3.153.320	3.153.320 WF	3.153.321 WF	3.153.322	3.153.322 WF	3.153.323	3.153.323 WF	
17	10	12	252	254	256	258	260	262	264	
FORMA C 2-3 x P	FORMA C 2-3 x P	FORMA C 2-3 x P	FORMA C 2-3 x P	FORMA C 2-3 x P	FORMA C 2-3 x P	FORMA C 2-3 x P	FORMA C 2-3 x P	FORMA C 2-3 x P	FORMA C 2-3 x P	
5HX / 6HX	4HX - 6HX	4HX - 6HX	6HX	6HX	6HX	6HX	6HX	6HX	6HX	
										
>2xd	>2xd	>2xd	>2xd	>2xd	>2xd	>2xd	>2xd	>2xd	>2xd	
	0	0	0	0	0	0	0	0	0	
	0	0	0	0	0	0	0	0	0	
			0	0	0	0	0	0	0	
	0		0	0	0	0	0	0	0	
		0	0	0	0	0	0	0	0	
0		0	0	0	0	0	0	0	0	
0		0	0	0	0	0	0	0	0	
0		0								

<div style="text-align: center; border: 1px solid black; padding: 5px; width: fit-content; margin: 0 auto;">M</div> 	<div style="text-align: center; border: 1px solid black; padding: 5px; width: fit-content; margin: 0 auto;">M</div> 	<div style="text-align: center; border: 1px solid black; padding: 5px; width: fit-content; margin: 0 auto;">MF</div> 		
3.119.710	3.119.710 LH	3.219.810		
279	286	292		
FORMA C 2-3 x P	FORMA C 2-3 x P	FORMA C 2-3 x P		
ISO 2 (6H)	ISO 2 (6H)	ISO 2 (6H)		
				
O	O	O		
O	O	O		
O	O	O		
O	O	O		
O	O	O		
O	O	O		
O	O	O		
O	O	O		
O	O	O		
O	O	O		
O	O	O		
O	O	O		
O	O	O		
O	O	O		
O	O	O		

									
6.119.721			6.119.721 Pilot						
288			290						
FORMA C 2-3 x P			FORMA C 2-3 x P						
ISO 2 (6H)			ISO 2 (6H)						
									
0			0						
0			0						
0			0						
0			0						
0			0						
0			0						
0			0						
0			0						
0			0						
0			0						
0			0						

G	UNC	UNF						
								
3.699.510	3.399.710	3.499.810					Catalogo No.	
306	299	303					Pagine	
FORMA C 2-3 x P DIN 13	FORMA C 2-3 x P ISO 2 (6H)	FORMA C 2-3 x P DIN 13					Imbocco	
							Tolleranza	
							Tipo di Foro	
							R _m < 500 N/mm ²	ACCIAI
							R _m < 800 N/mm ²	
							R _m < 1200 N/mm ²	
							R _m < 1300 N/mm ²	
							Acciaio / Inox < 1200 N/mm ²	GHISA
							HRC 42-53 Acciai Temprati	
							HRC 50-63 Acciai Temprati	RAME
							Ghisa	
							Rame	ALLUMINIO
							Leghe di Rame 200-300 HB	
							Leghe di Rame truciolo corto	TITANIO
							AL	
							AL Si < 10%	NICKEL
							AL Si > 10%	
							Ti	
							Ni	
							Leghe di Nickel R _m 900-1'500 N/mm ²	



Certificate of Registration

Registration Number : JQ2781A

Tanoi Mfg. Co., Ltd.

Head Office : Izumiya Bldg. 4F, 5-26-12, Minamioi, Shinagawa-ku, Tokyo, Japan
 Saitama Factory : 953, Okaizumi, Shiraoka-cho, Minamisaitama-gun, Saitama, Japan
 Miyagitanoi Co., Ltd. : 15-1, Aza Hagsaki, Shichikashuku-machi, Katta-gun, Miyagi, Japan
 Tokyo Branch : Izumiya Bldg. 4F, 5-26-12, Minamioi, Shinagawa-ku, Tokyo, Japan
 Osaka Branch : 3-11-20, Shin-machi, Nishi-ku, Osaka-shi, Osaka, Japan
 Nagoya Branch :
 Mutsurahonten Bldg. 2F, 2-1-9, Tachibana-cho, Naka-ku, Nagoya-shi, Aichi, Japan
 Hiroshima Branch : 11-20, Mitaki-cho, Nishi-ku, Hiroshima-shi, Hiroshima, Japan
 Saitama Branch : 953, Okaizumi, Shiraoka-cho, Minamisaitama-gun, Saitama, Japan
 Tohoku Branch : 15-1, Aza Hagsaki, Shichikashuku-machi, Katta-gun, Miyagi, Japan

Has been assessed to comply with the requirements of the following Quality Management System Standard.

ISO 9001:2000 , JIS Q 9001:2000

Design and Development, Manufacture and Servicing of Taps and Dies.

Registration Date : 28th March 2006 Certificate Expiration Date : 27th March 2009
 Original Registration : 28th March 2006 Date of Issue : 28th March 2006



JIA-QA Center

Japan Gas Appliances Inspection Association
 4-10 Akasaka 1-chome, Minato-ku, Tokyo, Japan
 Chairman and Chief Executive Officer

Koshiro Goda
 Koshiro Goda

[QI-1201m-E Rev.17] (E)

